



MOBILE SANITARY SYSTEMS ON WHEELS

CONTENTS



TRAILER AND VEHICLE CONSTRUCTION 4

SANDWICH PANELS FROM OWN PRODUCTION 6

TOILET TRAILERS 8

GL2400 FRESH	10
GL2400 FREE	11
GL2400 MOBILE BATHROOM	12
GL2400 SHOWER MOBILE	13
GL2800	14
GL2800 TANK	15
GL2800 VACUUM	15
GL3200 211	16
GL3200 212	17
GL4200 212	18
GL4200 212 TANK	19
GL4200 213	20
GL4200 213 TANK	21
GL4200 213 VACUUM	21
GL4200 322 PRIVACY	22
GL4200 322 PRIVACY TANK	23
GL4200 322 PRIVACY VACUUM	23
GL4200 313	24
GL4200 3X BATHROOM	25
GL5200 413	26
GL5200 PRIVACY 10	27
GL6200 514	28
GL7000 515	29
GL7000 URI	30
GL7000 PRIVACY 14	31

CONSTRUCTION TRAILERS & MOBILE OFFICE 32

GL3200 CONSTRUCTION	34
GL4200 CONSTRUCTION	35
GL4200 TANK – MOBILE OFFICE	36

MODULES 38

GM C2700 FRESH	40
GM C2700 BATHROOM	41
GM C2700 SHOWER 1+1	41
GM C2800 HANDICAP WITH SHOWER	42
GM C4200 HANDICAP +2	43

VACUUM SERVICE UNITS 44

GLOBAL FLX 1000 PICK-UP	46
GLOBAL FLX 1400 PE	47
GLOBAL FXD	48

TRANSPORT TRAILERS FOR PORTABLE TOILETS 50

GLOBAL EXPRESS 2	52
GLOBAL EXPRESS 8	53
GLOBAL EXPRESS 12	54

SPECIAL VEHICLE CONSTRUCTION 56

GLOBAL SALES TEAM 58

TOBIAS ZAHN	58
ANNE-GAËLLE FAVARON	58
PAWEŁ CHWEDORUK	58
RONNY SEIDLICH	58
MARGOT LÖWE	58
MARINA BAUER	58
KONSTANTIN KRÜGER	58
FRANZ FUCHS	58
JORGO MEYHÖFER	58



TRAILER AND VEHICLE CONSTRUCTION AT THE DÖBELN SITE



SANDWICH PANELS FROM OWN PRODUCTION	6
TOILET TRAILERS	8
CONSTRUCTION TRAILERS & MOBILE OFFICE	32
MODULES	38

VACUUM SERVICE UNITS	44
TRANSPORT TRAILERS FOR PORTABLE TOILETS	50
SPECIAL VEHICLE CONSTRUCTION	56





SANDWICH PANELS FROM OWN PRODUCTION



MODERN PRODUCTION

We produce on modern machines for sandwich bonding with a vacuum press. Even time-critical orders can thus be processed in large volumes with high quality.

INDIVIDUAL PRODUCTION

We can customize the production of our sandwich elements according to individual orders. Options include top layers of GRP (glass-fiber reinforced plastic), various inserts of wood, aluminum or PVC, foam cores of PUR foam or PP honeycomb in densities from 40 to 200 kg/m³ and thicknesses from 13 mm.

MONITORED QUALITY

Our panels comply with building material class B2, offer even surfaces, have high insulating properties, are not subject to temperature-dependent deformation and have high reparability.

WIDE RANGE OF USE

The produced panels can be used to build insulated trailers, concession trailers, film vehicles, dry freight boxes, refrigerated vehicles, recreational vehicles, unique bodies and more.



SANDWICH GLUING WITH VACUUM PRESS

- Year: 2018
- Current production format: 7500 x 2800 mm
- Panel thicknesses: starting at 13 mm



ABUS 20t

Achtung!
Der Sicherheitsabstand Oberkante Kran
Unterseite Dachbinder beträgt
nur 200 mm.



TOILET TRAILERS



GL2400 FRESH	10
GL2400 FREE	11
GL2400 MOBILE BATHROOM	12
GL2400 SHOWER MOBILE	13
GL2800	14
GL2800 TANK	15
GL2800 VACUUM	15
GL3200 211	16
GL3200 212	17
GL4200 212	18
GL4200 212 TANK	19
GL4200 213	20
GL4200 213 TANK	21

GL4200 213 VACUUM	21
GL4200 322 PRIVACY	22
GL4200 322 PRIVACY TANK	23
GL4200 322 PRIVACY VACUUM	23
GL4200 313	24
GL4200 3X BATHROOM	25
GL5200 413	26
GL5200 PRIVACY 10	27
GL6200 514	28
GL7000 515	29
GL7000 URI	30
GL7000 PRIVACY 14	31



PLATFORMS DESIGN VARIANT FRESH



GL2400



GL3200



GL4200



GL5200



GL6200



GL7000

DESIGN VARIANT FRESH

Number of ladies/gents/urinals	111	211-212	313	513-514	514	515
Showers	■	□	□	□	□	□

SPECIFICATIONS

Number of axles	1	1	1	1-2	1-2	2
Interior height	2150 mm	2150 mm	2150 mm	2150 mm	2150 mm	2150 mm
Total height	2950 mm	2950 mm	2950 mm	2950 mm	2950 mm	2950 mm
Interior width	1700 mm	2400 mm	2400 mm	2400 mm	2400 mm	2400 mm
Total width (incl. mudguard)	2400 mm	2470 mm	2470 mm	2470 mm	2470 mm	2470 mm
Interior length	2450 mm	3200 mm	4200 mm	5295 mm	6275 mm	6950 mm
Total length (incl. drawbar)	4000 mm	4700 mm	5800 mm	6800 mm	7800 mm	8500 mm
Gross vehicle weight	750 kg	1400 kg	1800 kg	1800 kg	2000 kg	2700 kg
Power connection (standard)	230 V, 16 A	230 V, 16 A	230 V, 16 A	230 V, 16 A	230 V, 16 A	230 V, 16 A

PLATFORMS DESIGN VARIANT AUTARKIC



GL2400



GL2800



GL4200

DESIGN VARIANT AUTARKIC

Number of ladies/gents/urinals	111	111	212-213-322
Tank	■	■	■
Vacuum technology	□	■	■

SPECIFICATIONS

Number of axles	1	1	2
Interior height	2150 mm	2150 mm	2150 mm
Total height	2950 mm	2950 mm	2950 mm
Interior width	1700 mm	1700 mm	2400 mm
Total width	2400 mm	2400 mm	2470 mm
Interior length	2450 mm	2800 mm	4200 mm
Total length (incl. drawbar)	4000 mm	4500 mm	5800 mm
Gross vehicle weight	750 kg	1900 kg	3500 kg
Power connection (standard)	230 V, 16 A	230 V, 16 A	230 V, 16 A
Power connection (vacuum)			400 V, 16 A
Tank	inside cabins	■	■
Vacuum	□	■	■
Fresh water connection in addition to tank	□	■	■
Tank measurement system waste/fresh water	□	■	■
Battery pack power supply	□	■	only TANK
Solar package power supply	□	■	only TANK
Height-adjustable drawbar (truck)	□	■	■
Fresh water	2 x 100 l	400 l	800 l
Waste water	2 x 200 l	800 l	1500 l

STANDARD CONFIGURATION

Wall-hung toilets, toilet paper roll holder, toilet brush, wash hand basin, flush taps, waterless urinals, mirror, coat hooks on cabin doors, indirect LED lighting package, water filter pressure-reducing valve combi unit, compressed air supply connection, socket cap DN110, hinged props with knobs, rear lights standard (optional LED), drain valve for tank chassis

OPTIONAL EQUIPMENT

Storz coupling, extra storage compartment, roof hatch, courtesy light, occupied indicator LED, handrail on entrance door, heating in sanitary area, winter package – equipment room, water tap in the technical room, privacy screen for men, sensor tap, dispenser plastic or stainless steel, electric hand dryer, wall-hung changing table, radio DAB+ Bluetooth incl. speakers, air conditioning, hot water package

GL2400 FRESH



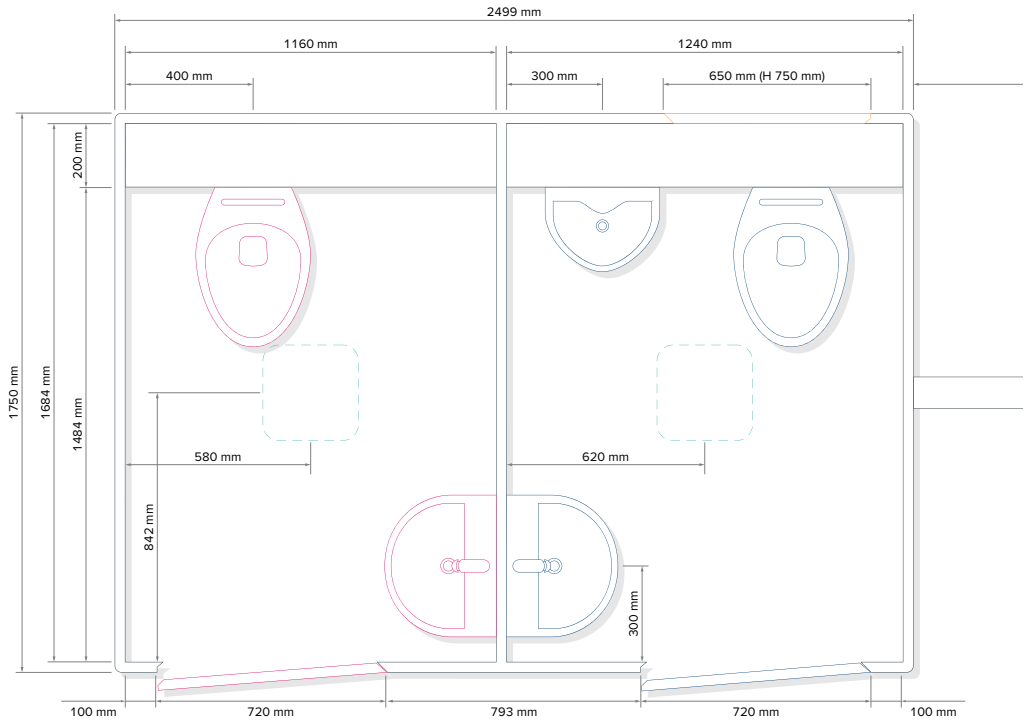
TOILET TRAILER WITH 1 COMPARTMENT FOR LADIES AND 1 COMPARTMENT FOR GENTS WITH 1 URINAL

SPECIFICATIONS

Number of axles	1
Interior height	2150 mm
Total height	2950 mm
Interior width	1700 mm
Exterior width	1750 mm
Total width (incl. fender)	2400 mm
Interior length	2450 mm
Total length (incl. drawbar)	4000 mm
Gross vehicle weight	750 kg
Power connection	230 V, 16 A
Fresh water connection	3/4"
Waste water connection	DN110



LAYOUT STANDARD



Subject to technical changes.
Pictures may contain optional equipment.

GL2400 MOBILE BATHROOM

MOBILE BATHROOM WITH SHOWER, SINK
AND TOILET

SPECIFICATIONS

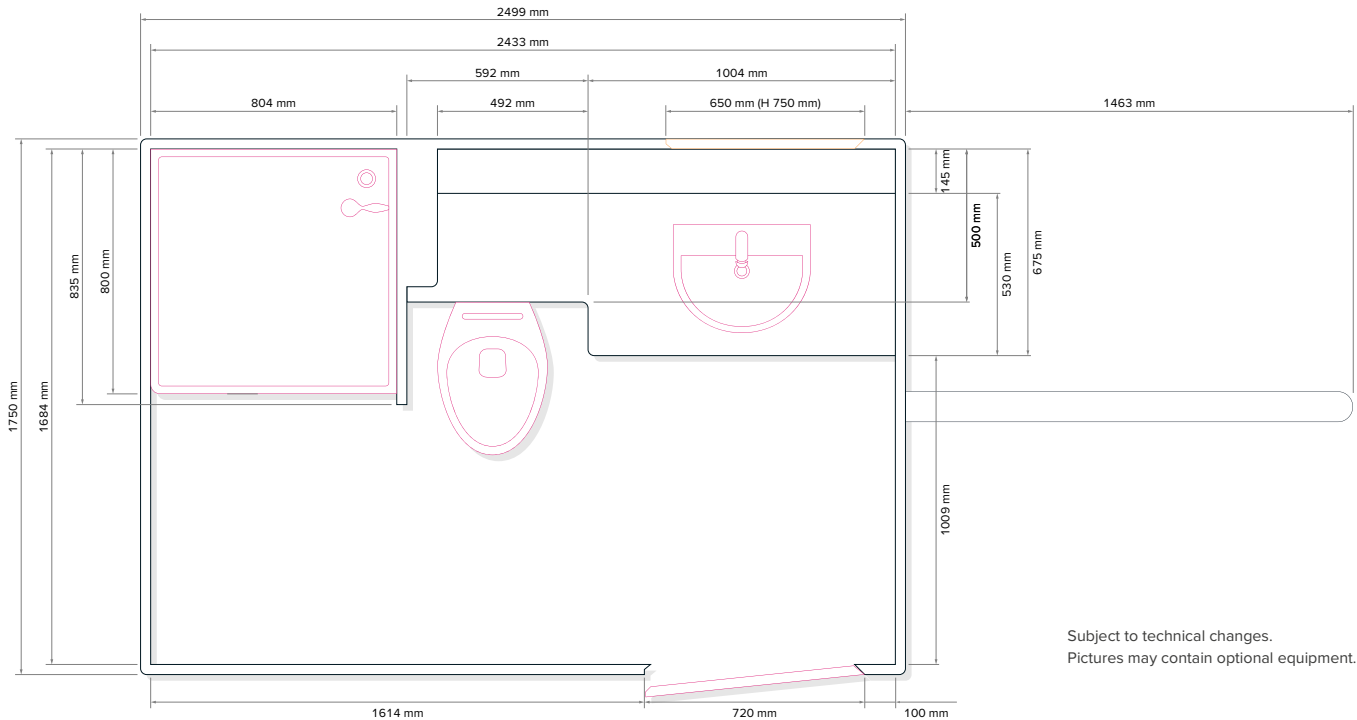
Number of axles	1
Interior height	2150 mm
Total height	2950 mm
Interior width	1700 mm
Exterior width	1750 mm
Total width (incl. fender)	2400 mm
Interior length	2450 mm
Total length (incl. drawbar)	4000 mm
Gross vehicle weight	750 kg
Power connection	230V, 16 A
Fresh water connection	3/4"
Waste water connection	DN110



MADE IN
DÖBELN
GERMANY



LAYOUT STANDARD



Subject to technical changes.
Pictures may contain optional equipment.

GL2400 SHOWER MOBILE




SANITARY TRAILER WITH 1 SHOWER AND
1 UNISEX TOILET

SPECIFICATIONS

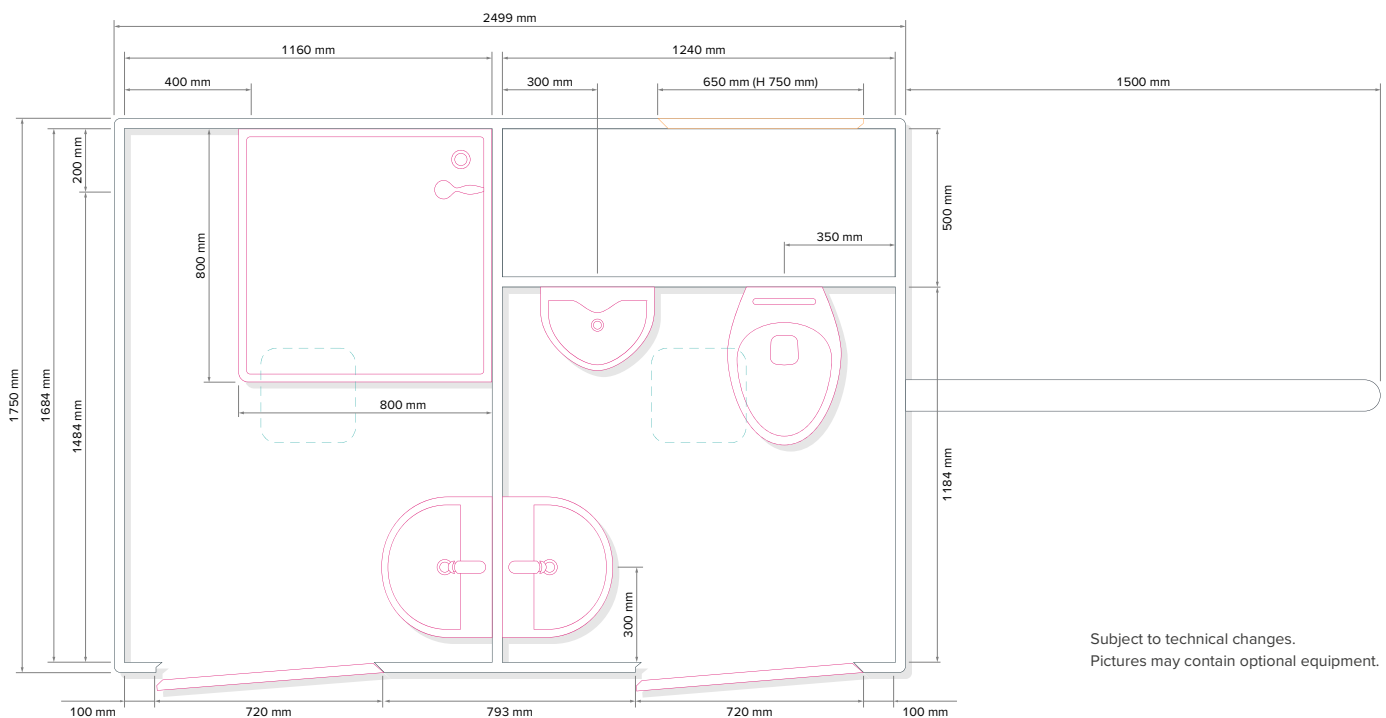
Number of axles	1
Interior height	2150 mm
Total height	2950 mm
Interior width	1700 mm
Exterior width	1750 mm
Total width (incl. fender)	2400 mm
Interior length	2450 mm
Total length (incl. drawbar)	4000 mm
Gross vehicle weight	750 kg
Power connection	230V, 16A
Fresh water connection	3/4"
Waste water connection	DN110



MADE IN
DÖBELN
GERMANY



LAYOUT STANDARD



Subject to technical changes.
Pictures may contain optional equipment.

GL2800

TOILET TRAILER WITH 1 LADIES', 1 GENTS' COMPARTMENT WITH 1 URINAL, OPTIONALLY WITH VACUUM TECHNOLOGY, WASTE WATER TANK IN THE VEHICLE FRAME OR SOLAR MODULE

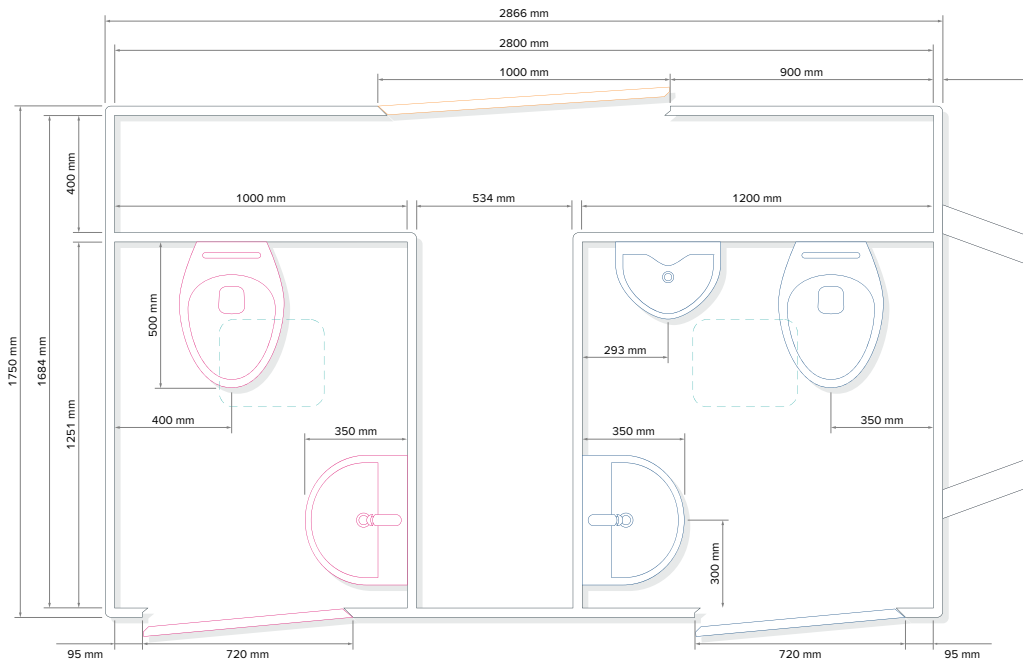
SPECIFICATIONS

Number of axles	1
Interior height	2150 mm
Total height	2950 mm
Interior width	1700 mm
Exterior width	1750 mm
Total width (incl. fender)	2400 mm
Interior length	2800 mm
Total length (incl. drawbar)	4500 mm
Gross vehicle weight	1900 kg
Power connection	230 V, 16 A
Capacity fresh water	400 l
Capacity waste water	800 l
Solar energy system	700 Wp
Battery kit	600 Ah



MADE IN
DÖBELN
GERMANY

LAYOUT STANDARD



Subject to technical changes.
Pictures may contain optional equipment.



GL2800 TANK

Water-independent model variant with waste water tank in the chassis. Available with power connection, battery kit or power connection and battery kit for full operation. Solar module optional.

SPECIFICATIONS

Number of axles	1
Interior height	2150 mm
Total height	2950 mm
Interior width	1700 mm
Exterior width	1750 mm
Total width (incl. fender)	2400 mm
Interior length	2800 mm
Total length (incl. drawbar)	4500 mm
Gross vehicle weight	1900 kg
Power connection	230 V, 16 A
Capacity fresh water	400 l
Capacity waste water	800 l

GL2800 VACUUM

Equipped with water-saving vacuum technology. Available with power connection, battery kit or power connection and battery kit for full operation. Solar package optional.

SPECIFICATIONS

Number of axles	1
Interior height	2150 mm
Total height	2950 mm
Interior width	1700 mm
Exterior width	1750 mm
Total width (incl. fender)	2400 mm
Interior length	2800 mm
Total length (incl. drawbar)	4500 mm
Gross vehicle weight	1900 kg
Power connection	230 V, 16 A
Capacity fresh water	400 l
Capacity waste water	800 l



GL3200 211

TOILET TRAILER WITH 2 COMPARTMENTS
FOR LADIES AND 1 COMPARTMENT FOR
GENTS WITH ONE URINAL

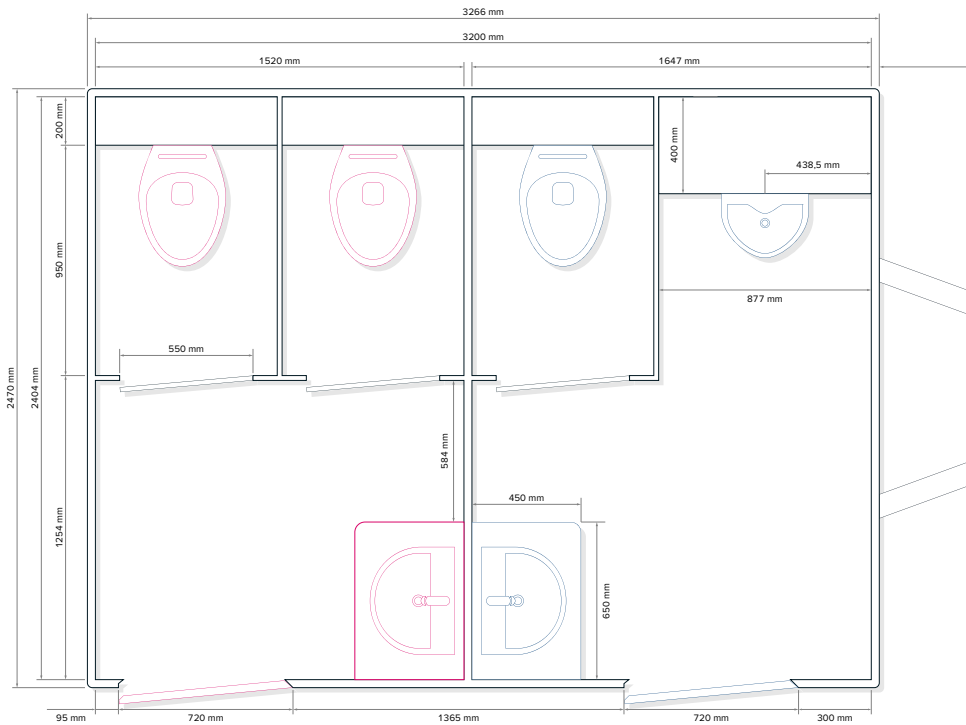
SPECIFICATIONS

Number of axles	1
Interior height	2150 mm
Total height	2950 mm
Interior width	2400 mm
Total width	2470 mm
Interior length	3200 mm
Total length (incl. drawbar)	4700 mm
Gross vehicle weight	1400 kg
Power connection	230 V, 16 A
Fresh water connection	3/4"
Waste water connection	DN110



MADE IN
DÖBELN
GERMANY

LAYOUT STANDARD



Subject to technical changes.
Pictures may contain optional equipment.



GL3200 212

TOILET TRAILER WITH 2 COMPARTMENTS
FOR LADIES AND 1 COMPARTMENT FOR
GENTS WITH 2 URINALS

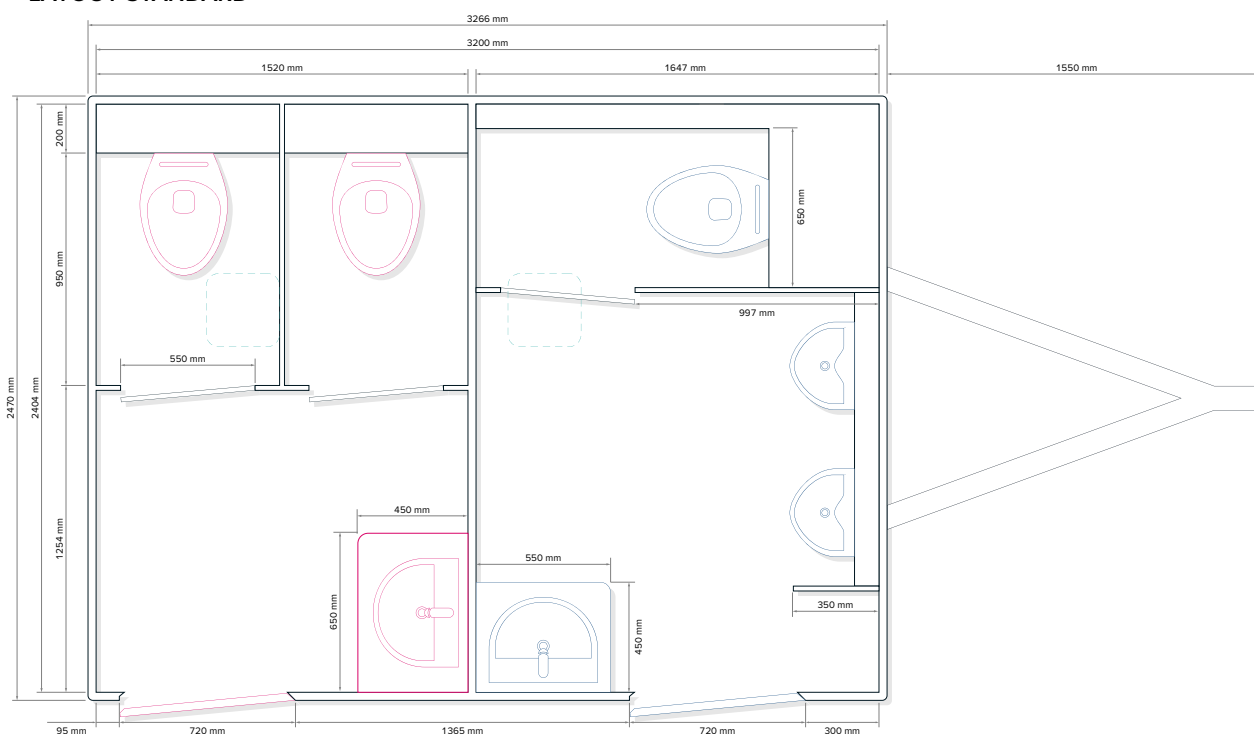
SPECIFICATIONS

Number of axles	1
Interior height	2150 mm
Total height	2950 mm
Interior width	2404 mm
Total width	2470 mm
Interior length	3200 mm
Total length (incl. drawbar)	4710 mm
Gross vehicle weight	1400 kg
Power connection	230 V, 16 A
Fresh water connection	3/4"
Waste water connection	DN110



MADE IN
DÖBELN
GERMANY

LAYOUT STANDARD



Subject to technical changes.
Pictures may contain optional equipment.



GL4200 212 TANK

Water-independent model variant, waste water tank installed in the chassis

SPECIFICATIONS

Number of axles	2
Interior height	2150 mm
Total height	2950 mm
Interior width	2404 mm
Total width	2470 mm
Interior length	4200 mm
Total length (incl. drawbar)	5800 mm
Gross vehicle weight	3500 kg
Capacity fresh water	800 l
Capacity waste water	1500 l
Power connection	230V, 16A





GL4200 213 TANK

Water-independent model variant, waste water tank installed in the chassis

SPECIFICATIONS

Number of axles	2
Interior height	2150 mm
Total height	2950 mm
Interior width	2400 mm
Total width	2470 mm
Interior length	4200 mm
Total length (incl. drawbar)	5800 mm
Gross vehicle weight	3500 kg
Capacity fresh water	800 l
Capacity waste water	1500 l
Power connection	230 V, 16 A



GL4200 213 VACUUM

Equipped with water-saving vacuum technology and waste water tank in the chassis

SPECIFICATIONS

Number of axles	2
Interior height	2150 mm
Total height	2950 mm
Interior width	2400 mm
Total width	2470 mm
Interior length	4200 mm
Total length (incl. drawbar)	5800 mm
Gross vehicle weight	3500 kg
Capacity fresh water	800 l
Capacity waste water	1500 l
Power connection	400 V, 16 A



GL4200 322 PRIVACY



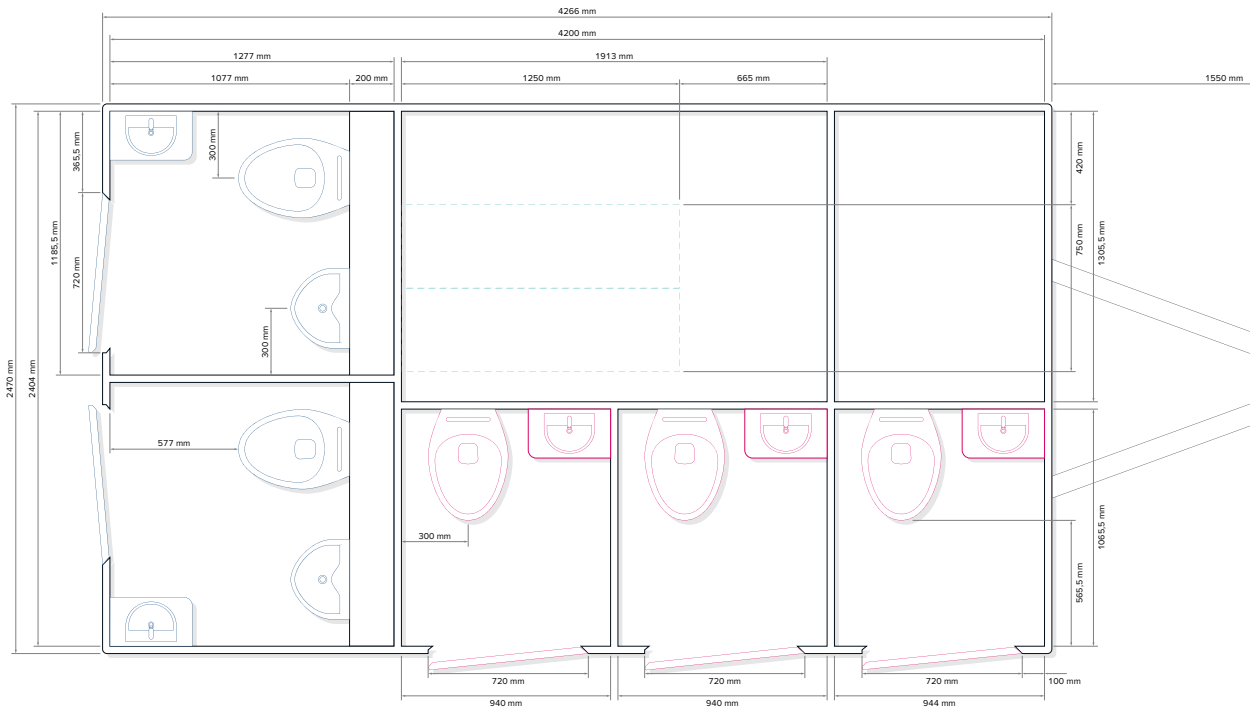
TOILET TRAILER WITH 3 COMPARTMENTS FOR LADIES AND 2 COMPARTMENTS FOR GENTS, EACH WITH 1 URINAL

SPECIFICATIONS

Number of axles	2
Interior height	2150 mm
Total height	2950 mm
Interior width	2404 mm
Total width	2470 mm
Interior length	4200 mm
Total length (incl. drawbar)	5780 mm
Gross vehicle weight	1800 kg
Power connection	230V, 16A
Fresh water connection	3/4"
Waste water connection	DN110



LAYOUT STANDARD



Subject to technical changes.
Pictures may contain optional equipment.



GL4200 322 PRIVACY TANK

Water-independent model variant, waste water tank installed in the chassis

SPECIFICATIONS

Number of axles	2
Interior height	2150 mm
Total height	2950 mm
Interior width	2400 mm
Total width	2470 mm
Interior length	4200 mm
Total length (incl. drawbar)	5800 mm
Gross vehicle weight	3500 kg
Capacity fresh water	800 l
Capacity waste water	1500 l
Power connection	230 V, 16 A




GL4200 322 PRIVACY VACUUM

Equipped with water-saving vacuum technology and waste water tank in the chassis

SPECIFICATIONS

Number of axles	2
Interior height	2150 mm
Total height	2950 mm
Interior width	2400 mm
Total width	2470 mm
Interior length	4200 mm
Total length (incl. drawbar)	5800 mm
Gross vehicle weight	3500 kg
Capacity fresh water	800 l
Capacity waste water	1500 l
Power connection	400 V, 16 A



GL4200 313



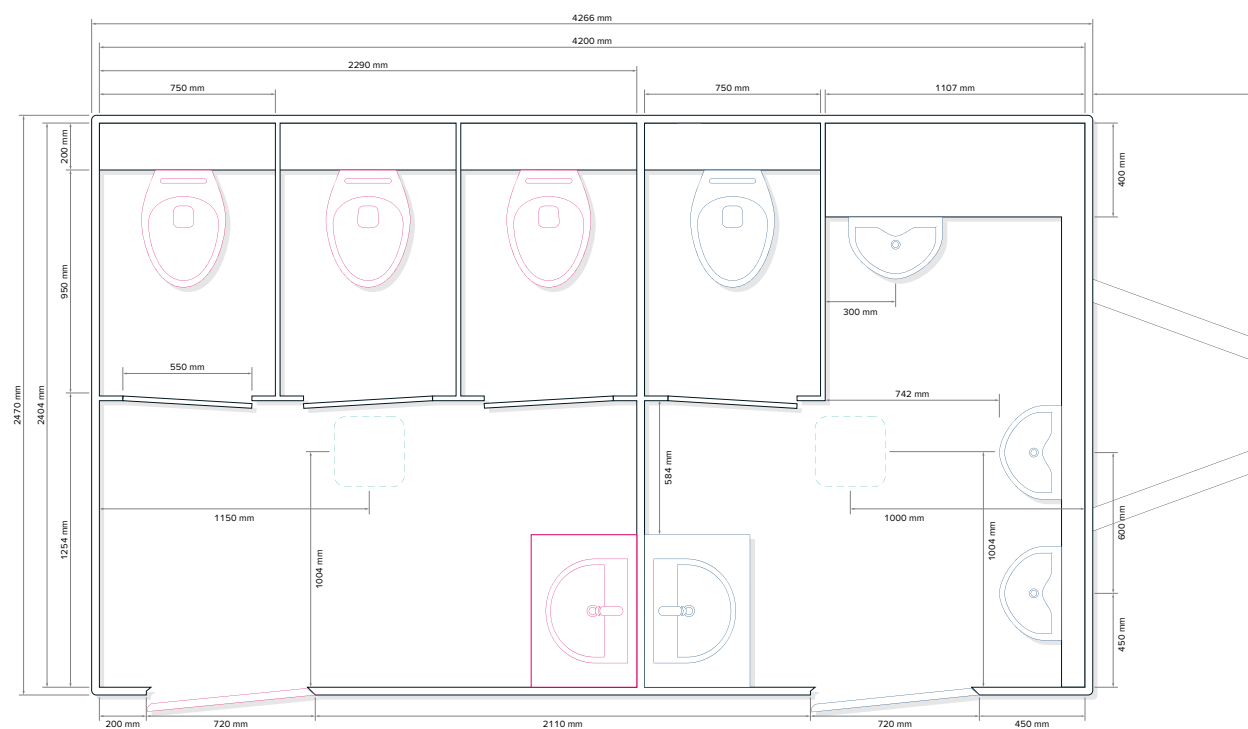
TOILET TRAILER WITH 3 COMPARTMENTS
FOR LADIES AND 1 COMPARTMENT FOR
GENTS WITH 3 URINALS

SPECIFICATIONS

Number of axles	1
Interior height	2150 mm
Total height	2950 mm
Interior width	2400 mm
Total width	2470 mm
Interior length	4200 mm
Total length (incl. drawbar)	5800 mm
Gross vehicle weight	1800 kg
Power connection	230 V, 16 A
Fresh water connection	3/4"
Waste water connection	DN110



LAYOUT STANDARD



Subject to technical changes.
Pictures may contain optional equipment.

GL4200 3X BATHROOM



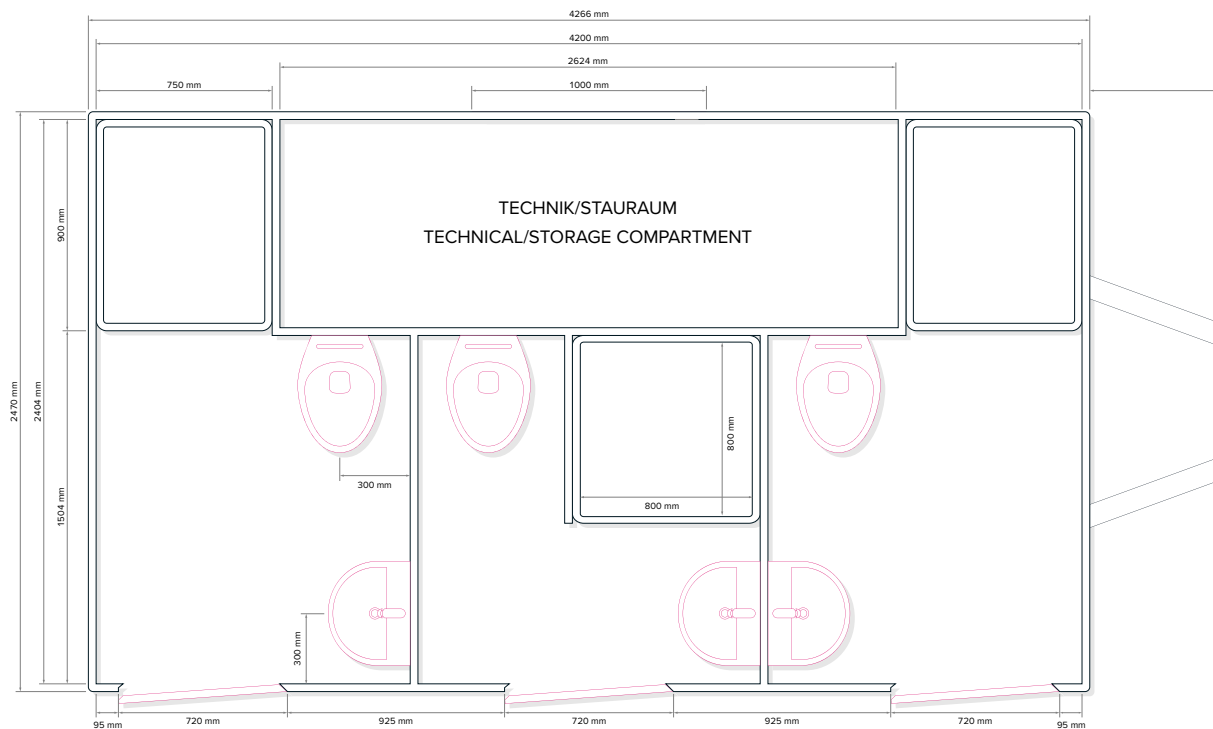
TOILET TRAILER WITH 3 BATHROOM COMPARTMENTS

SPECIFICATIONS

Number of axles	1
Interior height	2150 mm
Total height	2950 mm
Interior width	2400 mm
Total width	2470 mm
Interior length	4200 mm
Total length (incl. drawbar)	5800 mm
Gross vehicle weight	1800 kg
Power connection	400 V, 16 A
Fresh water connection	3/4"
Waste water connection	DN110



LAYOUT STANDARD



Subject to technical changes.
Pictures may contain optional equipment.

GL5200 413



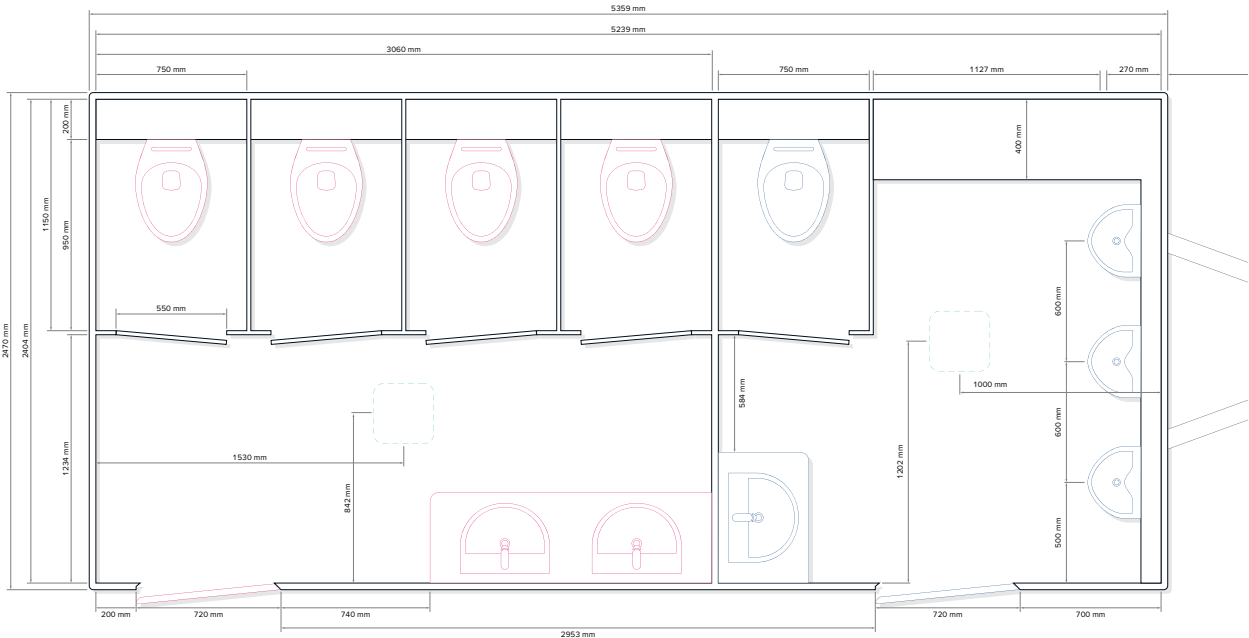
TOILET TRAILER WITH 4 COMPARTMENTS
FOR LADIES AND 1 COMPARTMENT FOR
GENTS WITH 3 URINALS

SPECIFICATIONS

Number of axles	1 or 2
Interior height	2150 mm
Total height	2950 mm
Interior width	2400 mm
Total width	2470 mm
Interior length	5295 mm
Total length (incl. drawbar)	6800 mm
Gross vehicle weight	1800 kg
Power connection	230 V, 16 A
Fresh water connection	3/4"
Waste water connection	DN110



LAYOUT STANDARD



Subject to technical changes.
Pictures may contain optional equipment.

GL5200 PRIVACY 10

TOILET TRAILER WITH 10 UNISEX SINGLE CABINS

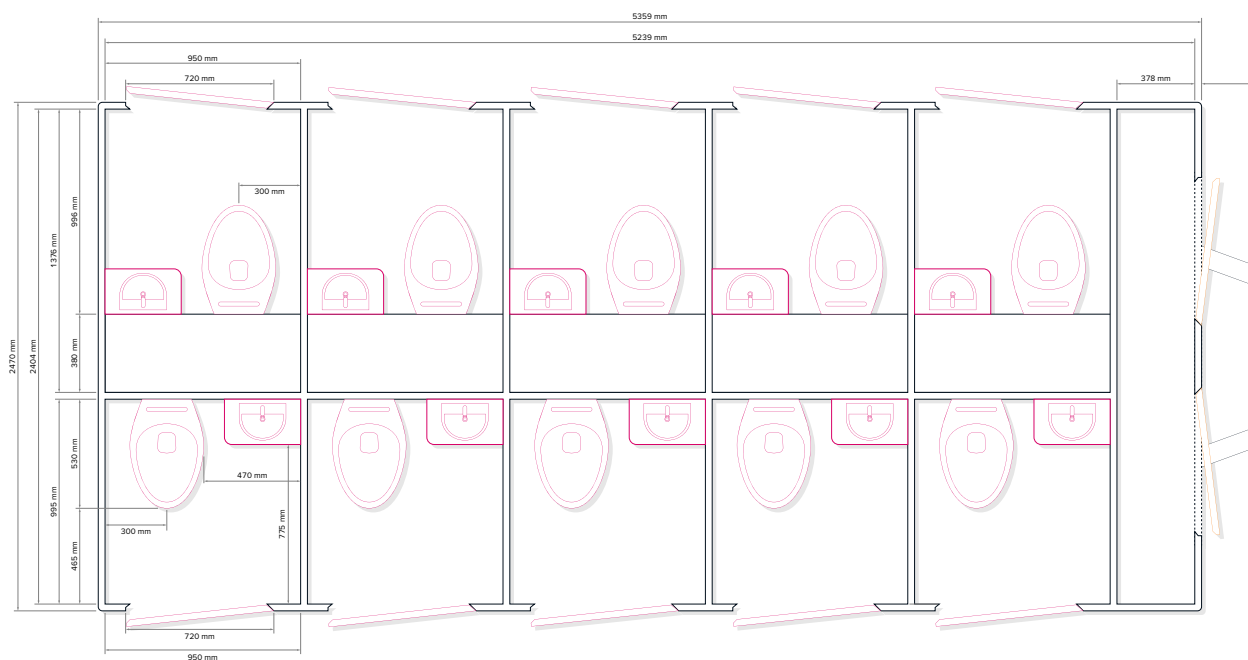
SPECIFICATIONS

Number of axles	2
Interior height	2150 mm
Total height	2950 mm
Interior width	2400 mm
Total width	2470 mm
Interior length	5295 mm
Total length (incl. drawbar)	6800 mm
Gross vehicle weight	2500 kg
Power connection	230 V, 16 A
Fresh water connection	3/4"
Waste water connection	DN110



MADE IN
DÖBELN
GERMANY

LAYOUT STANDARD



Subject to technical changes.
Pictures may contain optional equipment.

GL6200 514



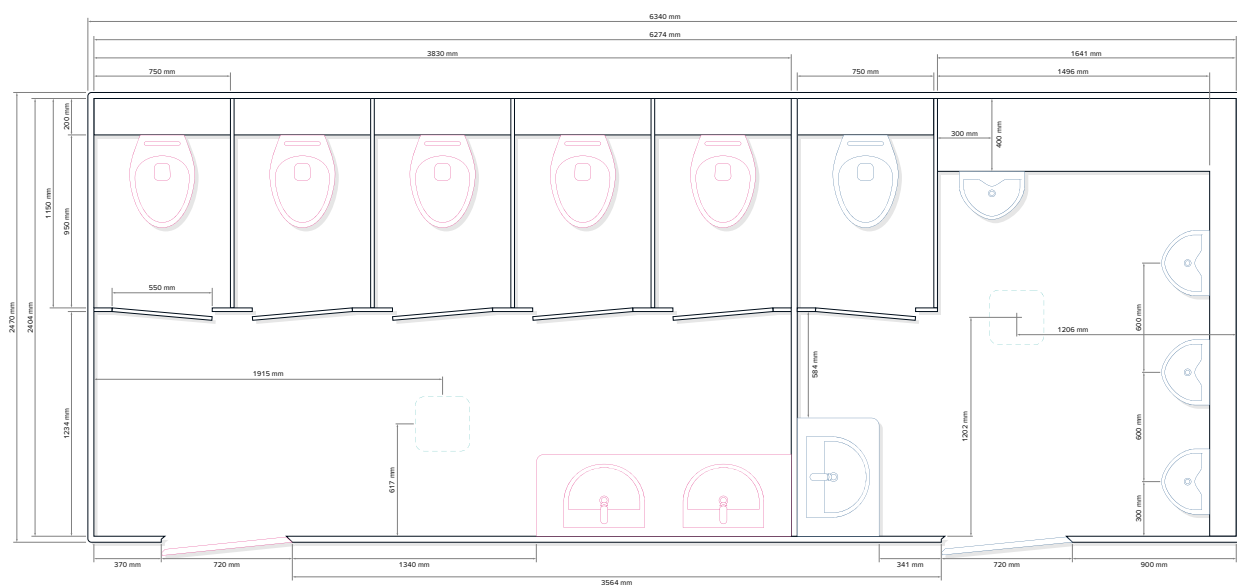
TOILET TRAILER WITH 5 COMPARTMENTS
FOR LADIES AND 1 COMPARTMENT FOR
GENTS WITH 4 URINALS

SPECIFICATIONS

Number of axles	1 or 2
Interior height	2150 mm
Total height	2950 mm
Interior width	2400 mm
Total width	2470 mm
Interior length	6275 mm
Total length (incl. drawbar)	7800 mm
Gross vehicle weight	2000 kg
Power connection	220V, 16A
Fresh water connection	3/4"
Waste water connection	DN110



LAYOUT STANDARD



Subject to technical changes.
Pictures may contain optional equipment.

GL7000 515



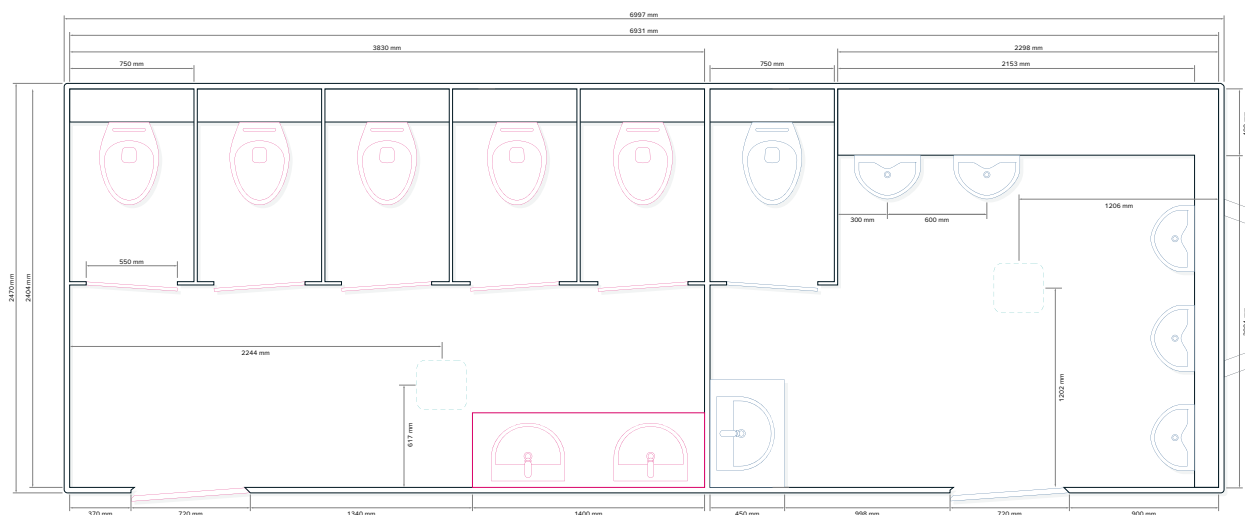
TOILET TRAILER WITH 5 COMPARTMENTS
FOR LADIES AND 1 COMPARTMENT FOR
GENTS WITH 5 URINALS

SPECIFICATIONS

Number of axles	2
Interior height	2150 mm
Total height	2950 mm
Interior width	2400 mm
Total width	2470 mm
Interior length	6950 mm
Total length (incl. drawbar)	8500 mm
Gross vehicle weight	2700 kg
Power connection	220 V, 16 A
Fresh water connection	3/4"
Waste water connection	DN110



LAYOUT STANDARD



Subject to technical changes.
Pictures may contain optional equipment.

GL7000 URI



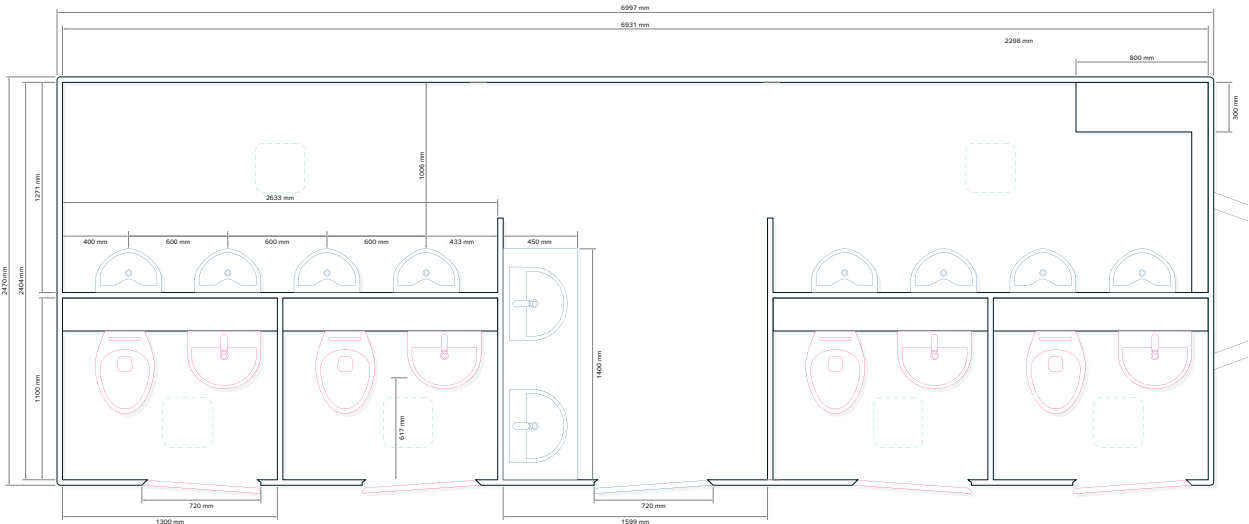
TOILET TRAILER WITH 4 UNISEX SINGLE CABINS AND 1 COMPARTMENT WITH 8 URINALS

SPECIFICATIONS

Number of axles	2
Interior height	2150 mm
Total height	2950 mm
Interior width	2400 mm
Total width	2470 mm
Interior length	6950 mm
Total length (incl. drawbar)	8500 mm
Gross vehicle weight	2500 kg
Power connection	220 V, 16 A
Fresh water connection	3/4"
Waste water connection	DN110



LAYOUT STANDARD



Subject to technical changes.
Pictures may contain optional equipment.

GL7000 PRIVACY 14



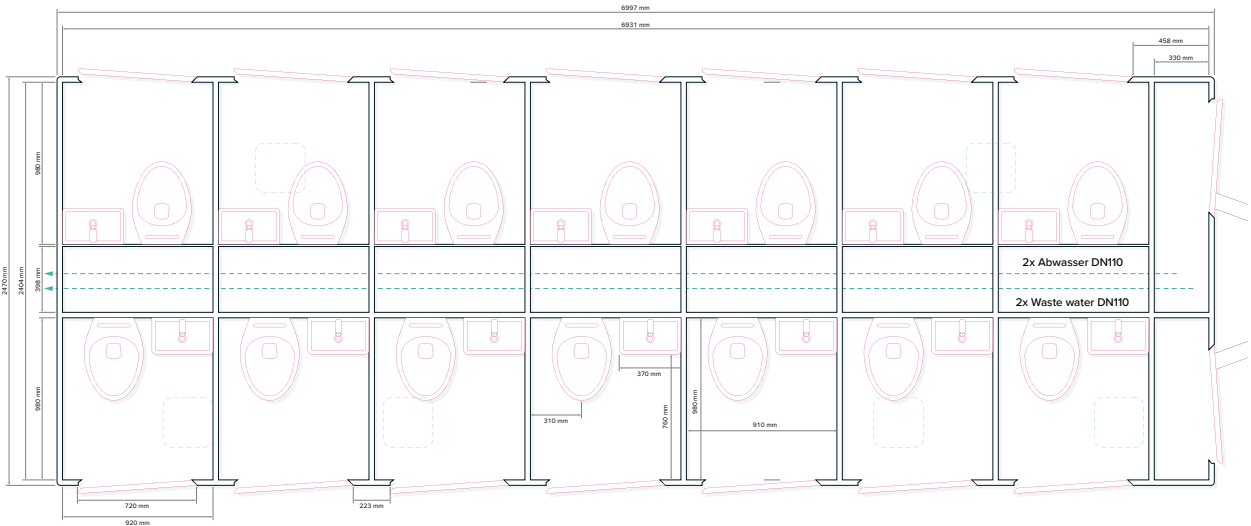
TOILET TRAILER WITH 14 UNISEX SINGLE CABINS

SPECIFICATIONS

Number of axles	2
Interior height	2150 mm
Total height	2950 mm
Interior width	2400 mm
Total width	2470 mm
Interior length	6950 mm
Total length (incl. drawbar)	8500 mm
Gross vehicle weight	3000 kg
Power connection	220 V, 16 A
Fresh water connection	3/4"
Waste water connection	DN110



LAYOUT STANDARD



Subject to technical changes.
Pictures may contain optional equipment.

CONSTRUCTION TRAILERS & MOBILE OFFICE



GL3200 CONSTRUCTION 34

GL4200 CONSTRUCTION 35

GL4200 TANK – MOBILE OFFICE 36





GL3200 CONSTRUCTION



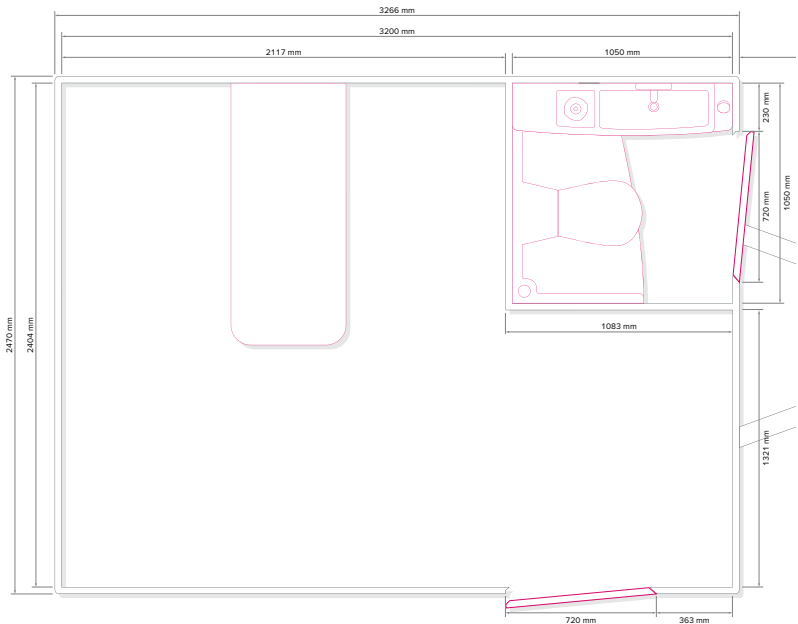
CONSTRUCTION TRAILER WITH FRESH
WATER TANK AND TOILET

SPECIFICATIONS

Number of axles	1
Interior height	2150 mm
Total height	2950 mm
Interior width	2400 mm
Total width	2470 mm
Interior length	3200 mm
Total length (incl. drawbar)	4700 mm
Gross vehicle weight	1400 kg
Capacity fresh water	100l
Capacity waste water	200l
Power connection	230V, 16A



LAYOUT STANDARD



Subject to technical changes.
Pictures may contain optional equipment.

GL4200 CONSTRUCTION

CONSTRUCTION TRAILER WITH FRESH
WATER TANK AND TOILET

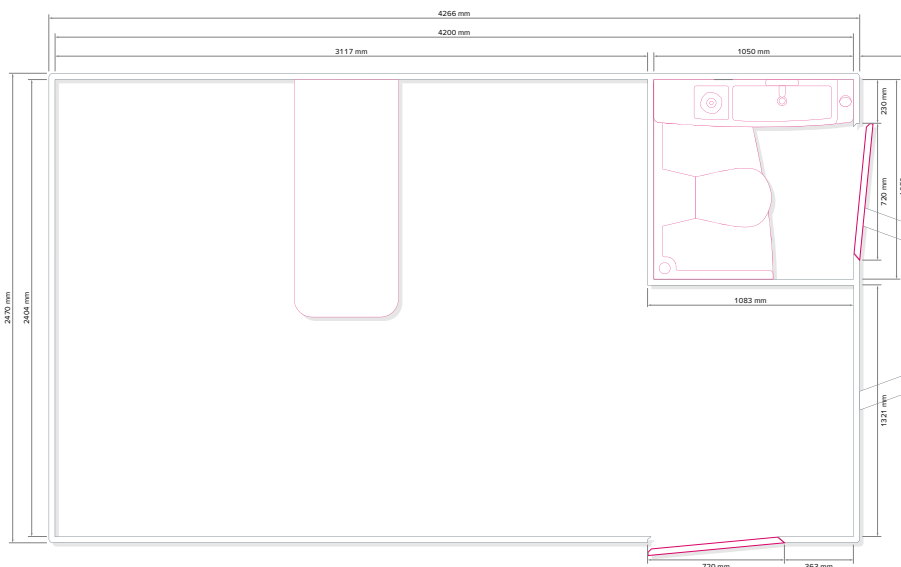
SPECIFICATIONS

Number of axles	1
Interior height	2150 mm
Total height	2950 mm
Interior width	2400 mm
Total width	2470 mm
Interior length	4200 mm
Total length (incl. drawbar)	5800 mm
Gross vehicle weight	1800 kg
Capacity fresh water	100 l
Capacity waste water	200 l
Power connection	230 V, 16 A



MADE IN
DÖBELN
GERMANY

LAYOUT STANDARD



Subject to technical changes.
Pictures may contain optional equipment.



GL4200 TANK – MOBILE OFFICE



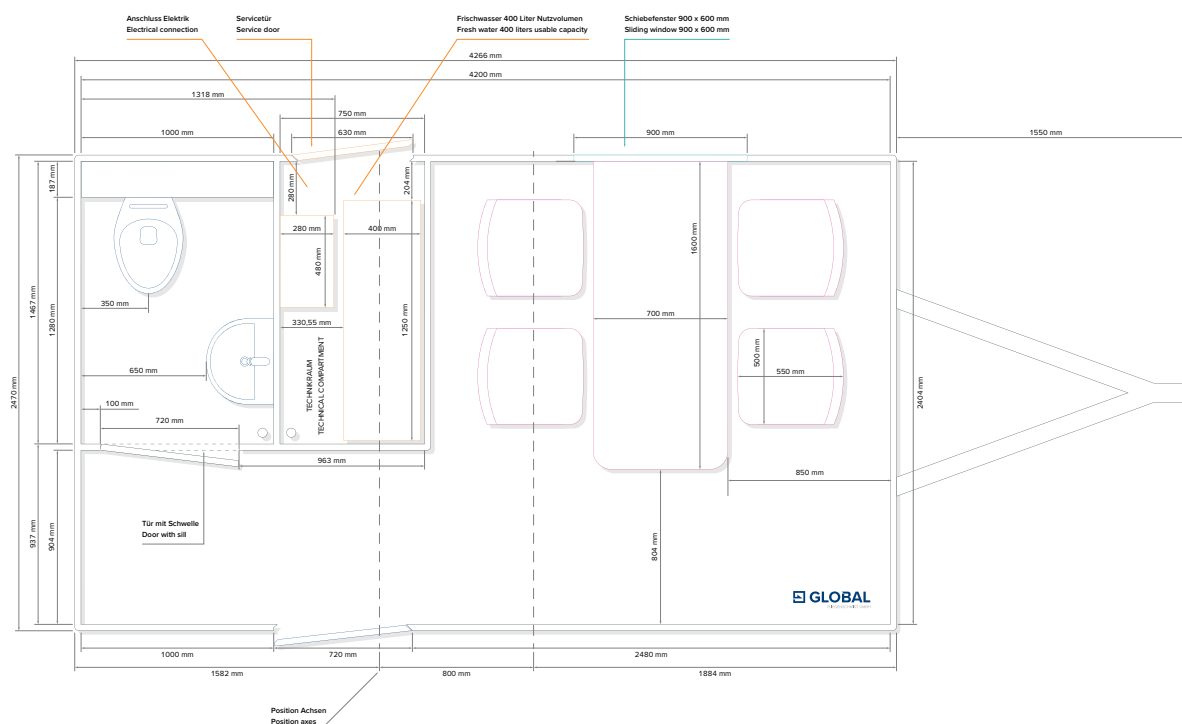
MOBILE OFFICE WITH 1 OFFICE ROOM
AND 1 CERAMIC TOILET, OPTIONALLY WITH
BATTERY/SOLAR PACKAGE

SPECIFICATIONS

Number of axles	2
Interior height	2150 mm
Total height	2950 mm
Interior width	2404 mm
Total width	2480 mm
Interior length	4200 mm
Total length (incl. drawbar)	5850 mm
Gross vehicle weight	3500 kg
Capacity fresh water	400 l
Capacity waste water	1500 l
Power connection	230V, 16A



LAYOUT STANDARD



Subject to technical changes.
Pictures may contain optional equipment.



OPTIONALLY AVAILABLE:



SOLAR ENERGY SYSTEM WITH 700WP



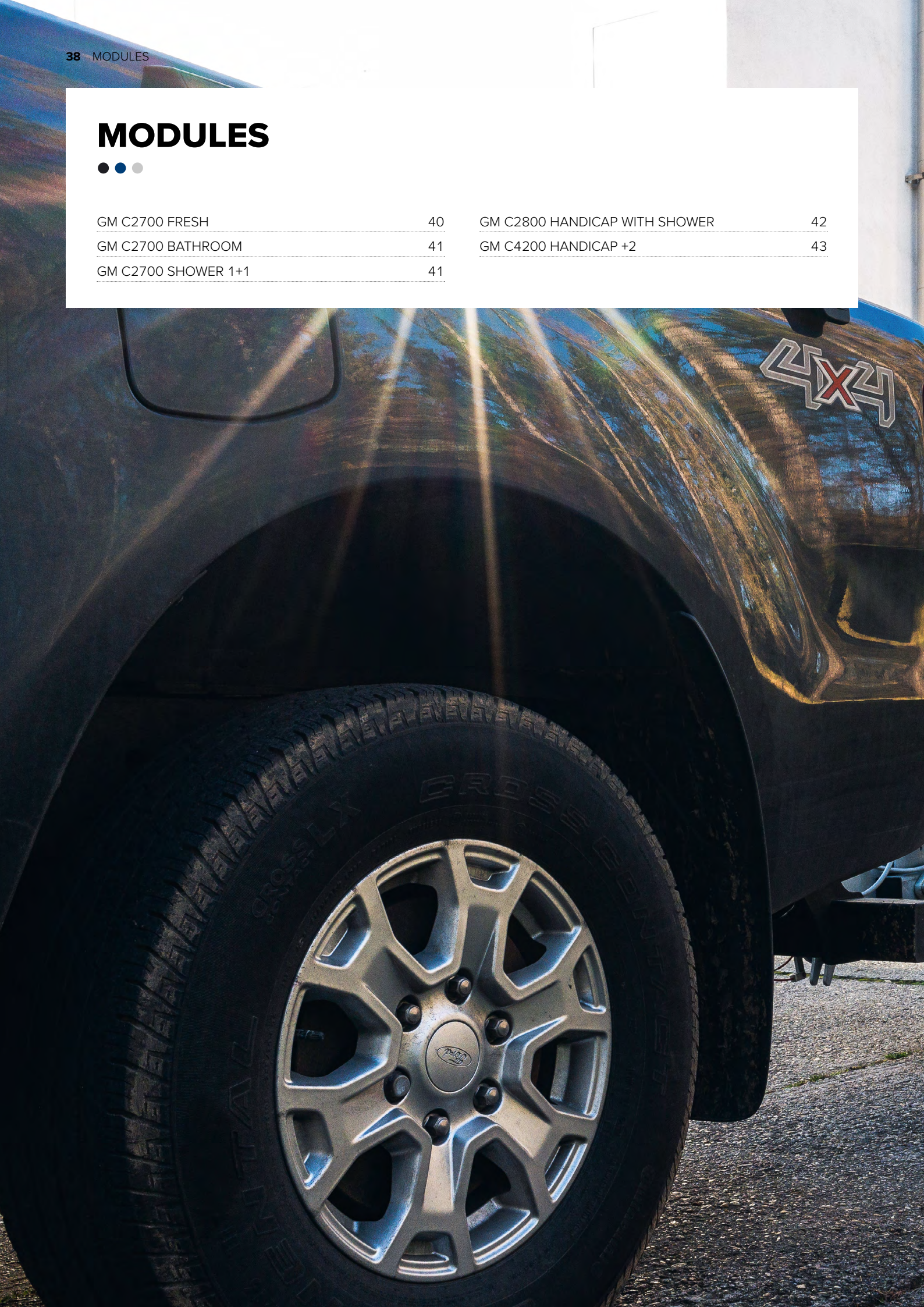
BATTERY KIT WITH 600AH

MODULES



GM C2700 FRESH	40
GM C2700 BATHROOM	41
GM C2700 SHOWER 1+1	41

GM C2800 HANDICAP WITH SHOWER	42
GM C4200 HANDICAP +2	43





GM C2700 FRESH

TOILET MODULE WITH 1 LADIES' AND
1 GENTS' SECTION

SPECIFICATIONS

Galvanized steel frame with forklift pockets

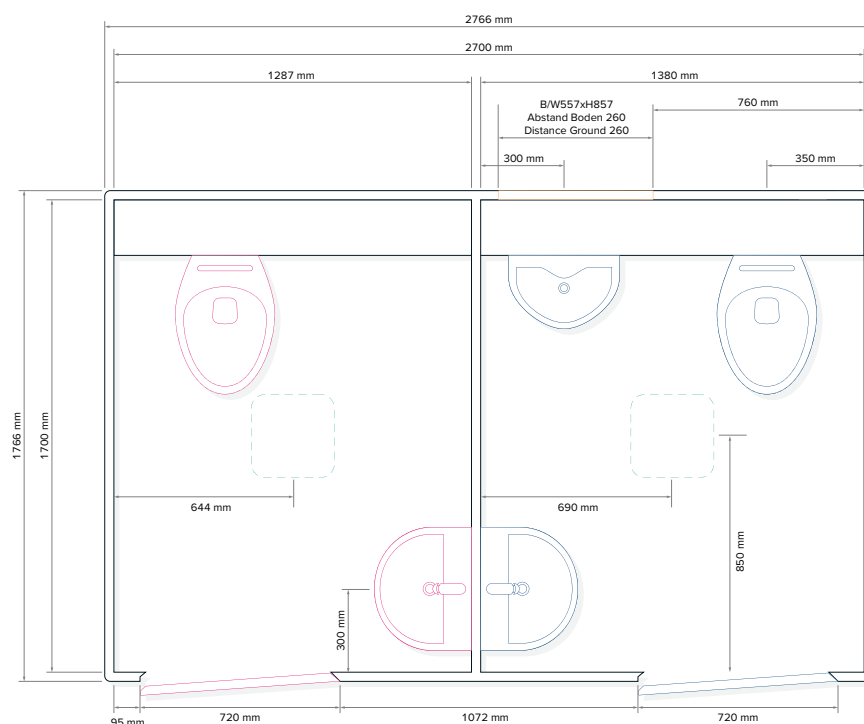
GRP sandwich elements in aluminum corner profiles,
traffic white RAL 9016

Interior height	2150 mm
Total height	2400 mm
Interior width	1700 mm
Total width	1800 mm
Interior length	2620 mm
Total length	2700 mm
Weight	600 kg
Fresh water connection	3/4"
Waste water connection	DN 110
Power connection	230V, 16A



MADE IN
DÖBELN
GERMANY

LAYOUT STANDARD



Subject to technical changes.
Pictures may contain optional equipment.

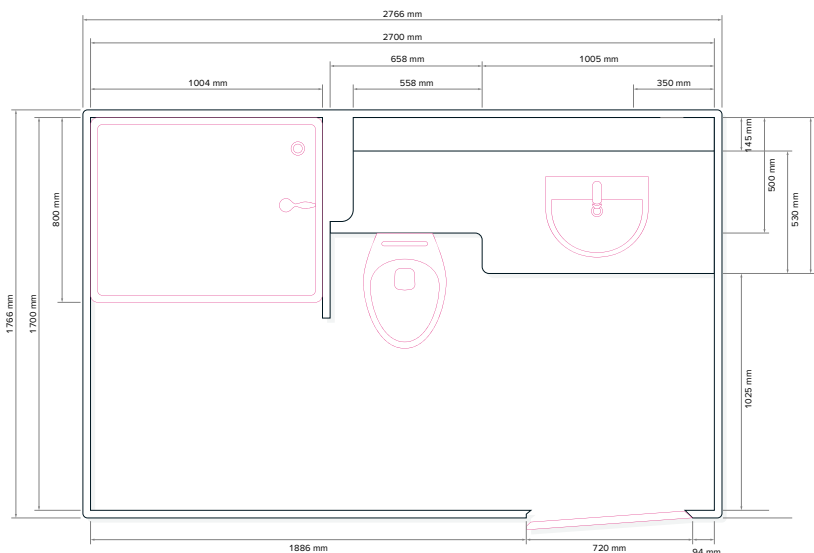
GM C2700 BATHROOM

Bathroom module with toilet and shower

SPECIFICATIONS

Galvanized steel frame with forklift pockets
GRP sandwich elements in aluminum corner
profiles, traffic white RAL 9016

Interior height	2150 mm
Total height	2500 mm
Interior width	1700 mm
Total width	1800 mm
Interior length	2620 mm
Total length	2700 mm
Weight	ca. 850 kg
Fresh water connection	3/4"
Waste water connection	DN 110
Power connection	230 V, 16 A



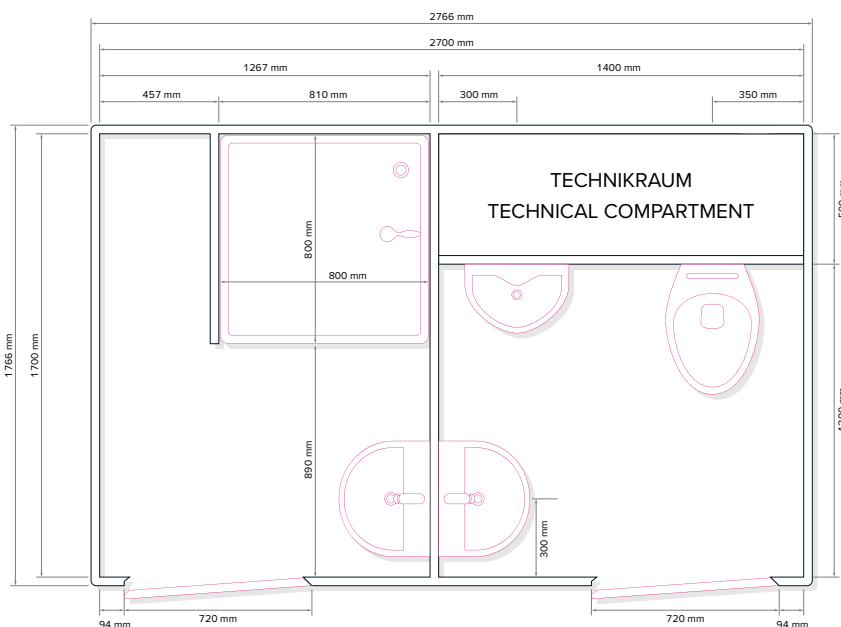
GM C2700 SHOWER 1+1

Toilet module with 1 toilet and 1 shower compartment

SPECIFICATIONS

Galvanized steel frame with forklift pockets
GRP sandwich elements in aluminum corner
profiles, traffic white RAL 9016

Interior height	2150 mm
Total height	2500 mm
Interior width	1700 mm
Total width	1800 mm
Interior length	2620 mm
Total length	2700 mm
Weight	ca. 850 kg
Fresh water connection	3/4"
Waste water connection	DN 110
Power connection	230 V, 16 A



GM C2800 HANDICAP WITH SHOWER

TOILET CABIN HANDICAP + SHOWER, ON A STEEL FRAME WITH FORKLIFT POCKETS

The term "handicap" implies a compromise between a design for people with limited mobility and compliance with the German standard DIN 18040, due to the limitations of portable systems.

SPECIFICATIONS

Galvanized steel frame with forklift pockets

GRP sandwich elements in aluminum corner profiles, traffic white RAL 9016

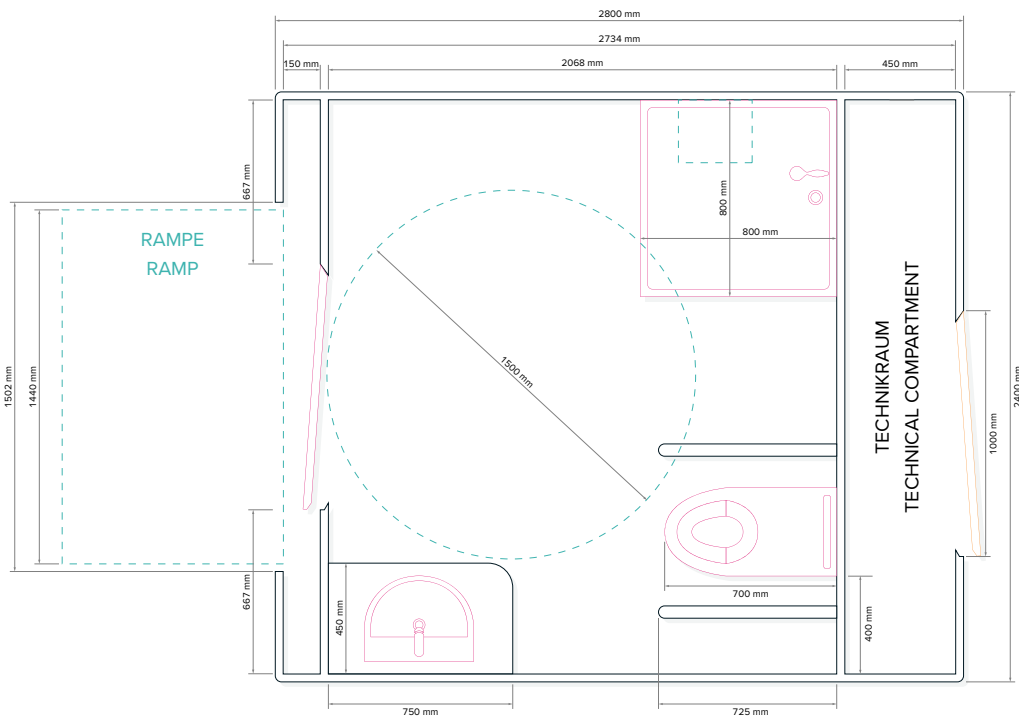
Interior height	2150 mm
Total height	2500 mm
Interior width	2300 mm
Total width	2400 mm
Interior length	2720 mm
Total length	2800 mm
Weight	ca. 1000 kg
Fresh water connection	¾"
Waste water connection	DN 110
Power connection	230 V, 16 A
Wall-hung toilet with support and folding support rails	
Walk-in shower with shower tap	



Also available in vacuum technology



LAYOUT STANDARD



Subject to technical changes.
Pictures may contain optional equipment.

GM C4200 HANDICAP +2

HANDICAP TOILET CABIN + 2 TOILET CABINS LADIES/GENTS, ON A STEEL FRAME WITH FORKLIFT POCKETS

The term "handicap" implies a compromise between a design for people with limited mobility and compliance with the German standard DIN 18040, due to the limitations of portable systems.

SPECIFICATIONS

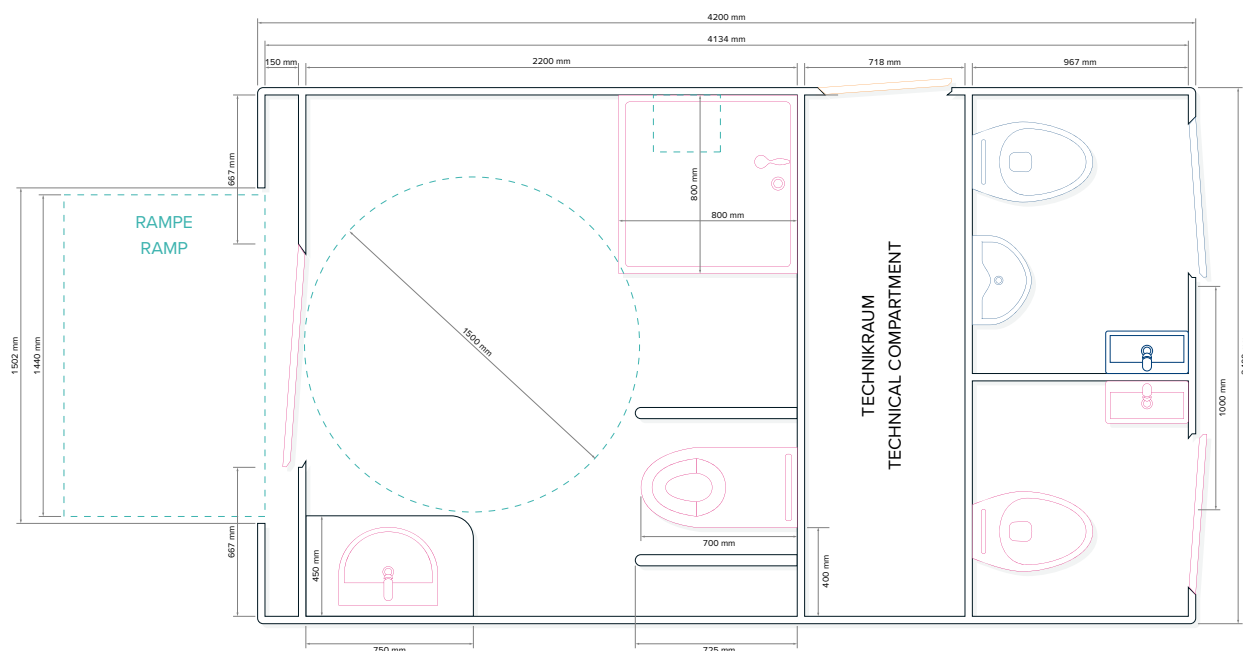
Galvanized steel frame with forklift pockets

GRP sandwich elements in aluminum corner profiles, traffic white RAL 9016

Interior height	2150 mm
Total height	2500 mm
Interior width	2300 mm
Total width	2400 mm
Interior length	4120 mm
Total length	4200 mm
Weight	ca. 1300 kg
Fresh water connection	3/4"
Waste water connection	DN 110
Power connection	230 V, 16 A



LAYOUT STANDARD



Subject to technical changes.
Pictures may contain optional equipment.

VACUUM SERVICE UNITS



GLOBAL FLX 1000 PICK-UP

46

GLOBAL FXD

48

GLOBAL FLX 1400 PE

47





GLOBAL FLX 1000 PICK-UP

CAN ONLY BE MOUNTED ON A PICK-UP
TRUCK CARRYING A SINGLE CAB

SPECIFICATIONS

Total volume	ca. 1000l
Waste water	ca. 600l
Fresh water	ca. 400l
Tank diameter	ca. 1000 mm
Length (top)	1475 mm
Width (top)	1661 mm
Height (top)	1375 mm
Length (between wheel arches)	1250 mm
Width (between wheel arches)	970 mm
Height (between wheel arches)	497 mm
Weight	ca. 480 kg
Galvanized two-chamber waste water tank with fresh water inner tube	
Vacuum pump MEC 1600 P	
High-pressure cleaner	
The unit stands on a fully galvanized steel frame that can be moved by forklift.	



MADE IN
DÖBELN
GERMANY

LIGHT
WEIGHT
PE.

This galvanized steel tank, inside as well as outside, has an inner tube for the fresh water. The compact construction fits on the loading area of a pickup truck (Ranger, Dodge, or similar) with a single cab. There must be a payload of at least 1000 kg.

Further FLX units with larger tanks up to 3400 liters available on request.

EQUIPMENT

Inside and outside galvanized waste water tank, MEC 1600P vacuum pump, Honda GX 390 engine, swing-mounted machine plate, 9.1m suction hose, lance with ball valve, level indicator for all tanks, lightweight aluminum construction, emergency stop switch

OPTIONAL EQUIPMENT

High-pressure cleaner with 20-meter hose on a hose reel, position of the machine plate on the front side, suction hose in different lengths, tool box



Subject to technical changes.
Pictures may contain optional equipment.

GLOBAL FLX 1400 PE



THE EASY SOLUTION FOR FLEXIBLE
DISPOSAL OPERATIONS

SPECIFICATIONS


Total volume	ca. 1400l
Waste water	ca. 1000l
Fresh water (PE tank)	ca. 400l
Tank diameter	ca. 1000 mm
Length	1950 mm
Width	1450 mm
Height	1755 mm
Weight	ca. 525 kg

Galvanized single-chamber waste water tank with
separate 400l PE fresh water tank

Vacuum pump MEC 1600 P

High-pressure cleaner

The unit stands on a fully galvanized steel frame that
can be moved by forklift.



MADE IN
DÖBELN
GERMANY

LIGHT
WEIGHT
PE.

To reduce the weight of the vacuum service unit, we use a fresh water tank made of recyclable plastic and a frame construction made of aluminum. This leads in particular to a reduction in fuel consumption and CO₂ emissions, especially when driving empty. All operating components are at an ergonomic working height.


Further FLX units with larger tanks up to 3400 liters available on request.

EQUIPMENT

Corrosion-free polyethylene solution tank, inside and outside galvanized waste water tank, MEC 1600P vacuum pump, Honda GX 390 engine, swing-mounted machine plate, 9.1m suction hose, lance with ball valve, level indicator for all tanks, lightweight aluminum construction, emergency stop switch

OPTIONAL EQUIPMENT

High-pressure cleaner with 20-meter hose on a hose reel, position of the machine plate on the front side, suction hose in various lengths, tool boxes



Subject to technical changes.
Pictures may contain optional equipment.

GLOBAL FXD



FIXED SUPERSTRUCTURES FOR VACUUM SERVICE UNITS

- 01 CAN BE MOUNTED ON ANY VEHICLE TYPE**
subframe can be customized for each vehicle
- 02 UP TO 4 SPACES**
for portable toilets
- 03 HOUSINGS**
for winter operation optional
- 04 DRIVEN BY "DONKEY" ENGINE OR TRUCK PTO**



GLOBAL FXD Units are our fixed superstructures for the truck (waste disposal vehicle) of your choice. The pump is driven either by the PTO of the vehicle's hydraulic system or an external motor.

The superstructure offers space for up to four portable toilets and a hot-dip galvanized (or painted) tank for fresh and waste water.

We can offer you several variants and equipment options for the GLOBAL FXD units. We would be happy to advise you in person so that we can supply the desired superstructure for your vehicle.

These and larger tank units can also be delivered as FLX for self-assembly.



Subject to technical changes. Pictures may contain optional equipment.



TRANSPORT TRAILERS FOR PORTABLE TOILETS



GLOBAL EXPRESS 2

52

GLOBAL EXPRESS 12

54

GLOBAL EXPRESS 8

53





GLOBAL EXPRESS 2



TRANSPORT TRAILER WITH SINGLE-AXLE
CHASSIS WITH TUBULAR DRAWBAR AND
BALL COUPLING

SPECIFICATIONS

Number of axles	1
Loading length ca.	2x1300mm
Loading width ca.	1460mm
Loading height ca.	480mm
Total length ca.	4285mm
Total width ca.	2310mm
Total height (unladen) ca.	1850mm
Gross vehicle weight	750kg
Payload	370kg
Hot-dip galvanized profiled steel frame	
Car electrics	
13-pole connector	
Wheels 195/50 R13	
4 support legs with crank handle	
Brake shoes	
Toilets must be completely secured with cargo straps for transportation.	



MADE IN
DÖBELN
GERMANY



The GLOBAL Express 2 is the ideal solution for transporting and using two GLOBAL portable toilets of the types FOCUS, MTM or POLAR on site.

It offers convenient access to the cabins via two steps on one side, while the integrated handrail mounting rack ensures increased safety during use.

The robust single-axle chassis with tubular drawbar and ball coupling guarantees easy connection to the towing vehicle and ensures easy maneuverability. The construction is made of a hot-dip galvanized steel profile frame with aluminum panels and promises not only high resistance to weather influences, but also a long service life.

Subject to technical changes.
Pictures may contain optional equipment.

GLOBAL EXPRESS 8



TRANSPORT TRAILER WITH 2-AXLE CHASSIS,
DRAWBAR AND OVERRUN COUPLING

SPECIFICATIONS

Number of axles	2
Loading length ca.	4800 mm
Loading width ca.	2400 mm
Loading height ca.	680 mm
Total length ca.	6400 mm
Total width ca.	2400 mm
Total height (unladen) ca.	1850 mm
Gross vehicle weight	2700 kg
Payload	1600 kg

Hot-dip galvanized profiled steel frame

Car electrics

13-pole connector

Wheels 195/50 R13

4 support legs with crank handle

Brake shoes

Toilets must be completely secured with cargo straps for transportation.



Our improved transport trailer for 8 portable toilets. The trailer has a lightweight aluminum platform on two axles, which ensures maximum durability and easy maneuverability.

With conveniently placed dividers and tie-down grommets, our trailer guarantees safe transport of the portable toilets, so you don't have to worry during transport.

This transport trailer is suitable for all portable toilets on the market and is ideal for festivals, concerts and all outdoor events.

Subject to technical changes.
Pictures may contain optional equipment.

GLOBAL EXPRESS 12



TRANSPORT TRAILER WITH 2-AXLE CHASSIS,
DRAWBAR AND OVERRUN COUPLING

SPECIFICATIONS

Number of axles	2
Loading length ca.	7100 mm
Loading width ca.	2400 mm
Loading height ca.	680 mm
Total length ca.	8600 mm
Total width ca.	2400 mm
Total height (unladen) ca.	1850 mm
Gross vehicle weight	3500 kg
Payload	2000 kg
Hot-dip galvanized profiled steel frame	
Car electrics	
13-pole connector	
Wheels 195/50 R13	
4 support legs with crank handle	
Brake shoes	
Toilets must be completely secured with cargo straps for transportation.	



MADE IN
DÖBELN
GERMANY



Large transport trailer for 12 portable toilets. The trailer features a lightweight aluminum platform on two axles, which ensures maximum durability and easy maneuverability.

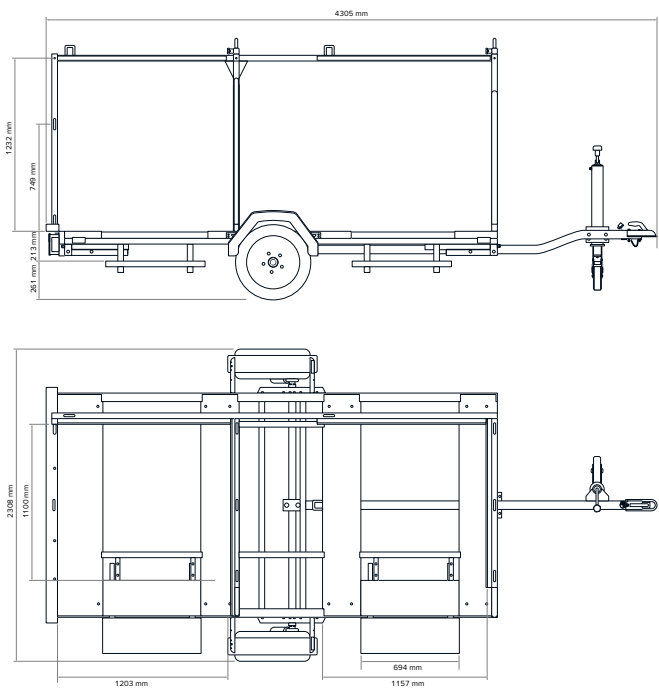
A professional load securing system is provided by the longitudinal center bar, the crossbar at the front, two crossbars after 3 cabins and another after 2 cabins, all with double lashing eyes.

The rear part of the continuous loading area can be used for either two cabins, a handicap cabin (overhang) or other purposes.

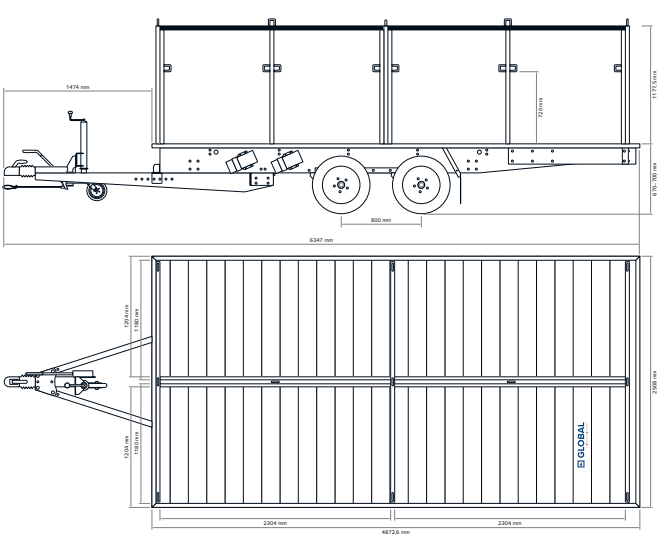
This transport trailer is suitable for all portable toilets on the market.

Subject to technical changes.
Pictures may contain optional equipment.

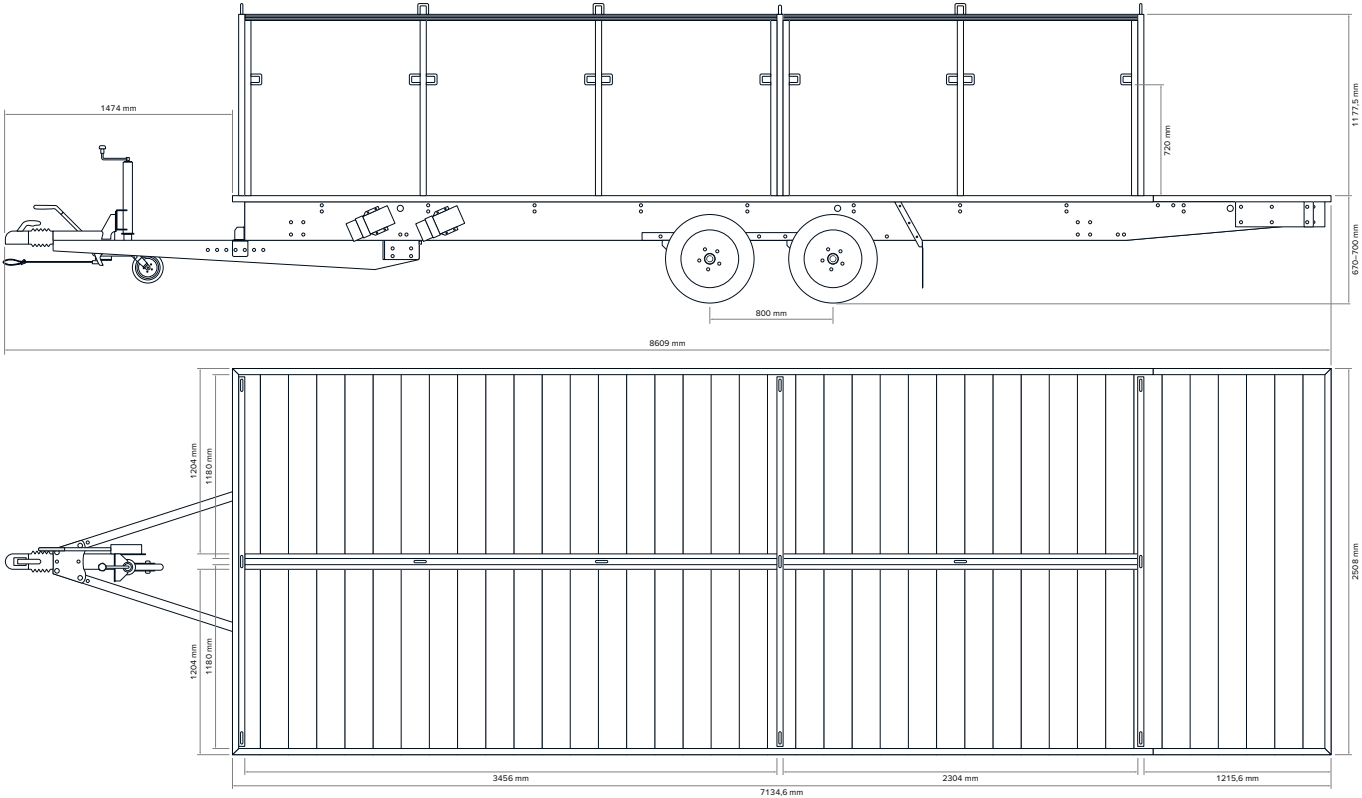
LAYOUT GLOBAL EXPRESS 2



LAYOUT GLOBAL EXPRESS 8



LAYOUT GLOBAL EXPRESS 12



SPECIAL VEHICLE CONSTRUCTION TAILOR-MADE



In addition to our production of toilet trailers, we also offer special vehicle construction with appropriate project advice. Trailers, modules/containers and vehicles can be individually planned and equipped for many purposes.

You can choose from a variety of platforms, frame constructions and design variants and combine these as required. We will provide you with expert support and advice from the outset to ensure that your order is processed as well as possible in line with your specifications.

We also enjoy taking on unusual projects that are not quite standard. If you have any exciting ideas, please feel free to get in touch.



TRAILER

CONTAINER

VEHICLE

PLATFORM			
2400	■	□	□
2700	□	■	□
2800	■	■	□
3200	■	■	□
4200	■	■	□
5200	■	□	□
6200	■	□	□
7000	■	□	□
Custom	■	□	■
FRAME CONSTRUCTION			
Platform or tray chassis	■	□	□
Roll-off frame	□	■	□
Module frame (forklift)	□	■	□
Customized construction	■	□	■
FINISHING OPTIONS			
Toilet	■	■	□
Sanitary	■	■	□
Lounge	■	■	■
Office	■	■	□
Sales	■	□	■
Movie	■	□	■
Cargo	■	□	■
Cooling	■	□	■
Special body	■	□	■





GLOBAL SALES TEAM



TOBIAS ZAHN

Sales Manager Germany and Switzerland

E-mail t.zahn@glo-bal.de
Mobile +49 170 7000 758



ANNE-GAËLLE FAVARON

Sales Manager France, Belgium and Switzerland

E-mail a.favaron@glo-bal.de
Mobile +33 686 9020 63



PAWEŁ CHWEDORUK

Export Manager CEE

E-mail p.chwedoruk@glo-bal.de
Mobile +49 175 1127 467



RONNY SEIDLICH

Sales Manager Austria


E-mail r.seidlich@glo-bal.de
Mobile +49 176 5788 6405



MARGOT LÖWE

Inside Sales


E-mail m.loewe@glo-bal.de
Phone +49 3431 607 5589



MARINA BAUER

Inside Sales


E-mail m.bauer@glo-bal.de
Phone +49 34903 64243



KONSTANTIN KRÜGER

Inside Sales

E-mail k.krueger@glo-bal.de
Phone +49 34903 64243



FRANZ FUCHS

Head of Sales

E-mail f.fuchs@glo-bal.de
Mobile +49 151 2253 2219



JORGO MEYHÖFER

CEO

E-mail info@glo-bal.de
Phone +49 34903 64243





GLOBAL FLIEGENSCHMIDT



GLOBAL Fliegenschmidt GmbH
Am Wasserturm 2
06869 Coswig (Anhalt)
Germany

Phone: +49 34903 64243

E-mail: sales@glo-bal.de

Web: www.glo-bal.de

GLOBAL Fahrzeugtechnik GmbH
Zschepplitzer Str. 22
04720 Döbeln
Germany

Phone: +49 3431 607 5589