

 **GLOBAL**  
FLIEGENSCHMIDT



**MOBILE SANITARY SYSTEMS  
ON WHEELS**

# CONTENTS

<b>TRAILER AND VEHICLE CONSTRUCTION</b>	<b>4</b>	<b>CONSTRUCTION TRAILERS &amp; MOBILE OFFICE</b>	<b>46</b>
<b>SANDWICH PANELS FROM OWN PRODUCTION</b>	<b>6</b>	GL3200 CONSTRUCTION	48
<b>TOILET TRAILERS</b>	<b>8</b>	GL4200 CONSTRUCTION	49
GL2400 FRESH	10	GL4200 TANK – MOBILE OFFICE	50
GL2400 FREE	11	<b>MODULES</b>	<b>52</b>
GL2400 MOBILE BATHROOM	12	GM C2700 FRESH	54
GL2400 SHOWER MOBILE	13	GM C2700 BATHROOM	55
GL2800	14	GM C2700 SHOWER 1+1	55
GL2800 TANK	15	GM C2800 HANDICAP	56
GL2800 VACUUM	15	GM C2800 HANDICAP WITH SHOWER	57
GL3200 212 ST	16	GM C4200 HANDICAP +3	58
GL3200 212 MI	17	GM C4200 HANDICAP SHOWER +2	59
GL4200 212	18	<b>VACUUM SERVICE UNITS</b>	<b>60</b>
GL4200 212 TANK	19	GLOBAL FLX 1000 PICK-UP	62
GL4200 212 VACUUM	19	GLOBAL FLX 1400 PE	63
GL4200 213	20	GLOBAL FXD	64
GL4200 213 TANK	21	<b>TRANSPORT TRAILERS FOR PORTABLE TOILETS</b>	<b>66</b>
GL4200 213 VACUUM	21	GLOBAL EXPRESS 2	68
GL4200 322	22	GLOBAL EXPRESS 8	69
GL4200 322 TANK	23	GLOBAL EXPRESS 12	70
GL4200 322 VACUUM	23	<b>SPECIAL VEHICLE CONSTRUCTION TAILOR-MADE</b>	<b>72</b>
GL4200 313	24	<b>GLOBAL SALES TEAM</b>	<b>74</b>
GL5200 413	25		
GL6200 514	26		
GL7000 615	27		
GL9000 726	28		
<b>SHOWER TRAILERS</b>	<b>30</b>		
GL4200 3X BATHROOM	32		
GL4200 6SH-4WB	33		
GL7000 12SH-4WB	34		
<b>FESTIVAL</b>	<b>36</b>		
GL5200 PRIVACY 10-0-10WB	38		
GL7000 PRIVACY 14-0-14WB	39		
GL7000 PRIVACY 14-0-4WB	40		
GL7000 PRIVACY 9-8-4WB	41		
GL9000 PRIVACY 14-8-4WB	42		
GL9000 PRIVACY 20-0-4WB	44		



# TRAILER AND VEHICLE CONSTRUCTION AT THE DÖBELN SITE

SANDWICH PANELS FROM OWN PRODUCTION	6	MODULES	52
TOILET TRAILERS	8	VACUUM SERVICE UNITS	60
SHOWER TRAILERS	30	TRANSPORT TRAILERS FOR PORTABLE TOILETS	66
FESTIVAL	36	SPECIAL VEHICLE CONSTRUCTION TAILOR-MADE	72
CONSTRUCTION TRAILERS & MOBILE OFFICE	46		





# SANDWICH PANELS FROM OWN PRODUCTION

## MODERN PRODUCTION

We produce on modern machines for sandwich bonding with a vacuum press. Even time-critical orders can thus be processed in large volumes with high quality.

## INDIVIDUAL PRODUCTION

We can customize the production of our sandwich elements according to individual orders. Options include top layers of GRP (glass-fiber reinforced plastic), various inserts of wood, aluminum or PVC, foam cores of PUR foam or PP honeycomb in densities from 40 to 200 kg/m<sup>3</sup> and thicknesses from 13 mm.

## MONITORED QUALITY

Our panels comply with building material class B2, offer even surfaces, have high insulating properties, are not subject to temperature-dependent deformation and have high reparability.

## WIDE RANGE OF USE

The produced panels can be used to build insulated trailers, concession trailers, film vehicles, dry freight boxes, refrigerated vehicles, recreational vehicles, unique bodies and more.




## SANDWICH GLUING WITH VACUUM PRESS

- Year: 2018
- Current production format: 7500 x 2800 mm
- Panel thicknesses: starting at 13 mm

**ABUS 201**

Produktionsbereich  
201



# TOILET TRAILERS

GL2400 FRESH	10	GL4200 213	20
GL2400 FREE	11	GL4200 213 TANK	21
GL2400 MOBILE BATHROOM	12	GL4200 213 VACUUM	21
GL2400 SHOWER MOBILE	13	GL4200 322	22
GL2800	14	GL4200 322 TANK	23
GL2800 TANK	15	GL4200 322 VACUUM	23
GL2800 VACÍO	15	GL4200 313	24
GL3200 212 ST	16	GL5200 413	25
GL3200 212 MI	17	GL6200 514	26
GL4200 212	18	GL7000 615	27
GL4200 212 TANK	19	GL9000 726	28
GL4200 212 VACUUM	19		



**PLATFORMS**  
**DESIGN VARIANT FRESH**


GL2400



GL3200



GL4200



GL5200



GL6200



GL7000



GL9000

**DESIGN VARIANT FRESH**

Number of ladies/gents/urinals	111	211-212	313	513-514	514	515	726
Showers	■	□	■	□	□	■	□

**SPECIFICATIONS**

Number of axles	1	1	1	1-2	1-2	2	2
Interior height	2150 mm	2150 mm	2150 mm	2150 mm	2150 mm	2150 mm	2150 mm
Total height	2950 mm	2950 mm	2950 mm	2950 mm	2950 mm	2950 mm	2950 mm
Interior width	1700 mm	2400 mm	2400 mm	2400 mm	2400 mm	2400 mm	2400 mm
Total width (incl. mudguard)	2400 mm	2470 mm	2470 mm	2470 mm	2470 mm	2470 mm	2470 mm
Interior length	2450 mm	3200 mm	4200 mm	5295 mm	6275 mm	6950 mm	8935 mm
Total length (incl. drawbar)	4000 mm	4700 mm	5800 mm	6800 mm	7800 mm	8500 mm	10500 mm
Gross vehicle weight	750 kg	1800 kg	1800 kg	1800 kg	2000 kg	2700 kg	3500 kg
Power connection (standard)	230 V, 16 A	230 V, 16 A	230 V, 16 A	230 V, 16 A	230 V, 16 A	230 V, 16 A	230 V, 16 A

**PLATFORMS**  
**DESIGN VARIANT AUTARKIC**


GL2400



GL2800



GL4200

**DESIGN VARIANT AUTARKIC**

Number of ladies/gents/urinals	111	111	212-213-322
Tank	■	■	■
Vacuum technology	□	■	■

**SPECIFICATIONS**

Number of axles	1	1	2
Interior height	2150 mm	2150 mm	2150 mm
Total height	2950 mm	2950 mm	2950 mm
Interior width	1700 mm	1700 mm	2400 mm
Total width	2400 mm	2400 mm	2470 mm
Interior length	2450 mm	2800 mm	4200 mm
Total length (incl. drawbar)	4000 mm	4500 mm	5800 mm
Gross vehicle weight	750 kg	1800 kg	3500 kg
Power connection (standard)	230 V, 16 A	230 V, 16 A	230 V, 16 A
Power connection (vacuum)			400 V, 16 A
Tank	inside cabins	■	■
Vacuum	□	■	■
Fresh water connection in addition to tank	□	■	■
Tank measurement system waste/fresh water	□	■	■
Battery pack power supply	□	■	322 only TANK
Solar package power supply	□	■	322 only TANK
Height-adjustable drawbar (truck)	□	■	■
Fresh water	2 x 100 l	400 l	800 l
Waste water	2 x 200 l	800 l	1500 l

**STANDARD CONFIGURATION**

Wall-hung toilets, toilet paper roll holder, toilet brush, wash hand basin, flush taps, waterless urinals, mirror, coat hooks on cabin doors, indirect LED lighting package, water filter pressure-reducing valve combi unit, compressed air supply connection, socket cap DN110, hinged props with knobs, rear lights standard (optional LED), drain valve for tank chassis

**OPTIONAL EQUIPMENT**

Storz coupling, extra storage compartment, roof hatch, courtesy light, occupied indicator LED, handrail on entrance door, heating in sanitary area, winter package – equipment room, water tap in the technical room, privacy screen for men, sensor tap, dispenser plastic or stainless steel, electric hand dryer, wall-hung changing table, radio DAB+ Bluetooth incl. speakers, air conditioning, hot water package

# GL2400 FRESH



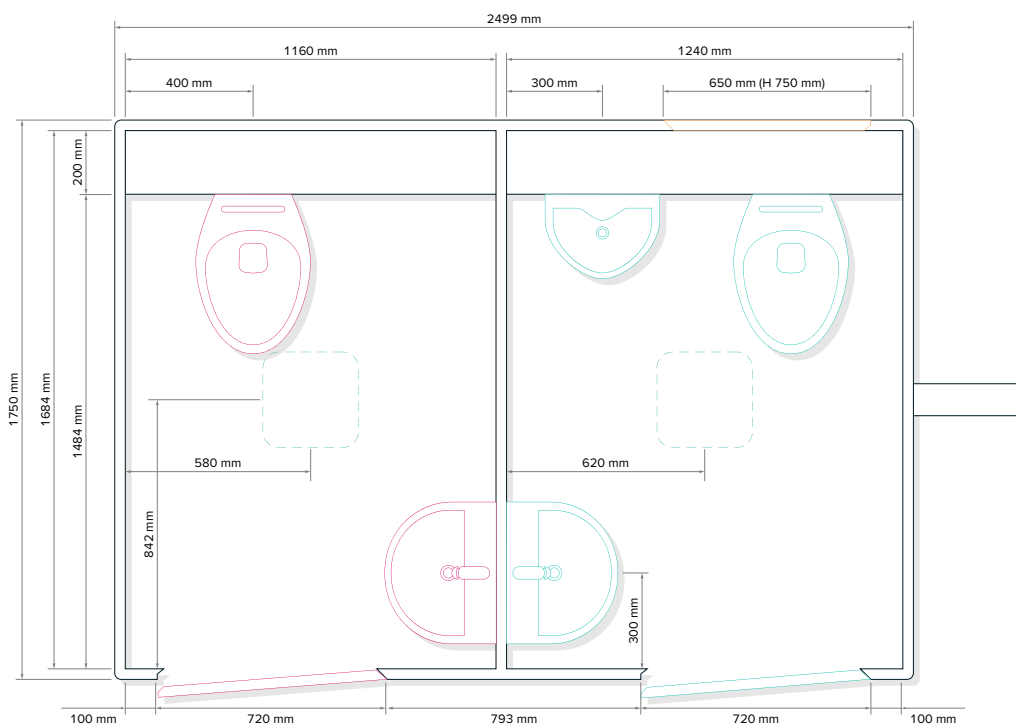
Toilet trailer with  
 1 Compartment for ladies  
 1 Compartment for gents  
 1 Urinal

## SPECIFICATIONS

Number of axles	1
Interior height	2150 mm
Total height	2950 mm
Interior width	1700 mm
Exterior width	1750 mm
Total width (incl. mudguard)	2400 mm
Interior length	2450 mm
Total length (incl. drawbar)	4000 mm
Gross vehicle weight	750 kg
Power connection	230V, 16A
Fresh water connection	3/4"
Waste water connection	DN110



## LAYOUT STANDARD



Subject to technical changes.  
 Pictures may contain optional equipment.

# GL2400 FREE



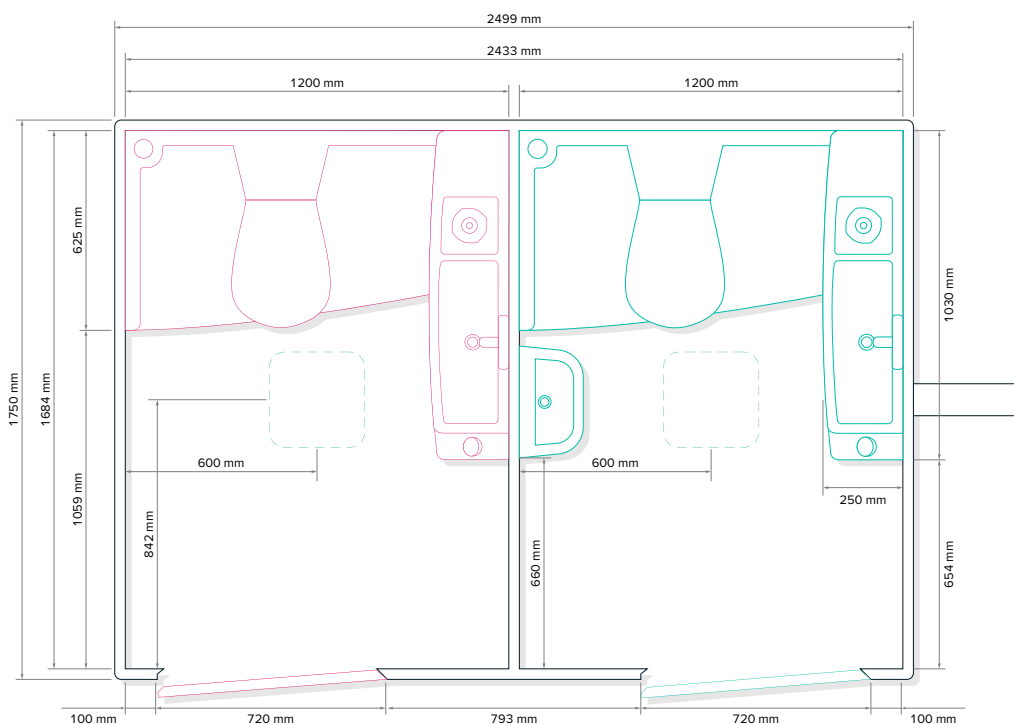
Toilet trailer with  
 1 Compartment for ladies  
 1 Compartment for gents  
 1 Urinal

## SPECIFICATIONS


Number of axles	1
Interior height	2150 mm
Total height	2950 mm
Interior width	1700 mm
Exterior width	1750 mm
Total width (incl. mudguard)	2400 mm
Interior length	2450 mm
Total length (incl. drawbar)	4000 mm
Gross vehicle weight	750 kg
Capacity fresh water	2x100l
Capacity waste water	2x200l



## LAYOUT STANDARD



Subject to technical changes.  
 Pictures may contain optional equipment.



# GL2400 MOBILE BATHROOM



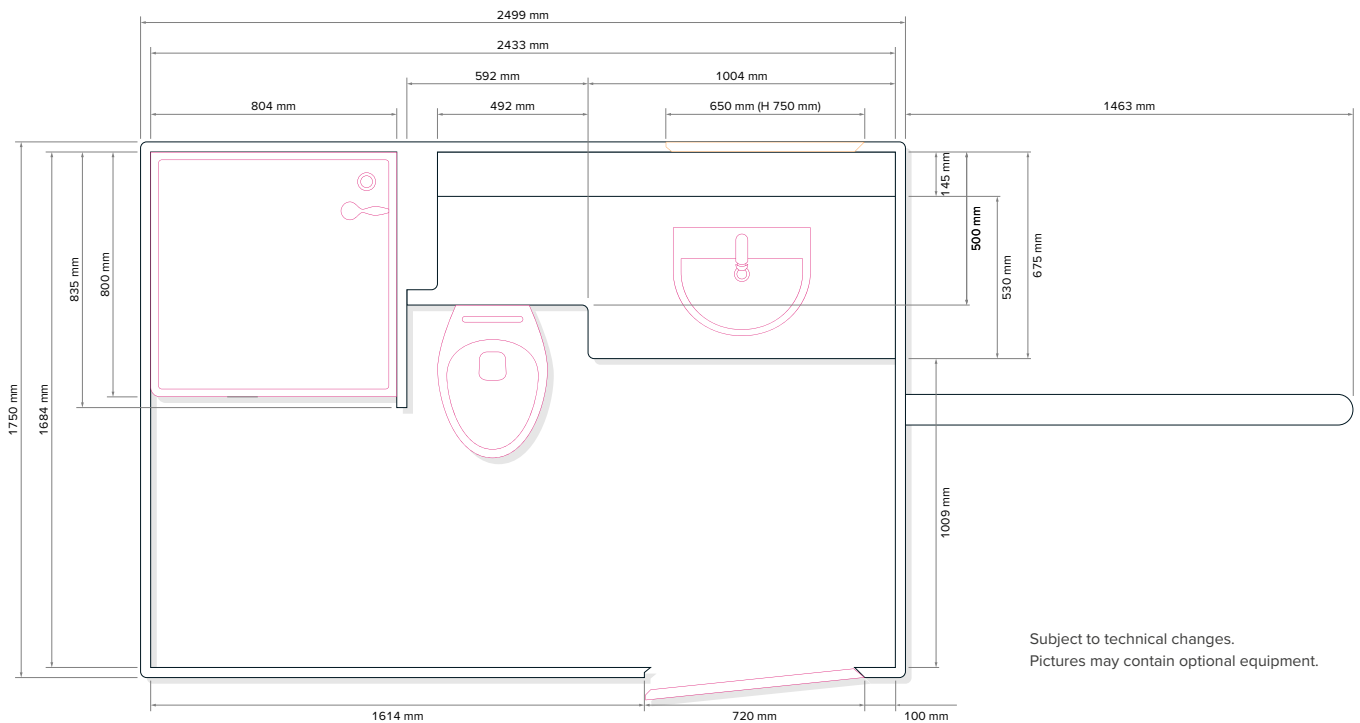
Mobile bathroom with shower, sink and toilet

## SPECIFICATIONS

Number of axles	1
Interior height	2150 mm
Total height	2950 mm
Interior width	1700 mm
Exterior width	1750 mm
Total width (incl. mudguard)	2400 mm
Interior length	2450 mm
Total length (incl. drawbar)	4000 mm
Gross vehicle weight	750 kg
Power connection	230V, 16A
Fresh water connection	3/4"
Waste water connection	DN110



## LAYOUT STANDARD



Subject to technical changes.  
Pictures may contain optional equipment.

# GL2400 SHOWER MOBILE



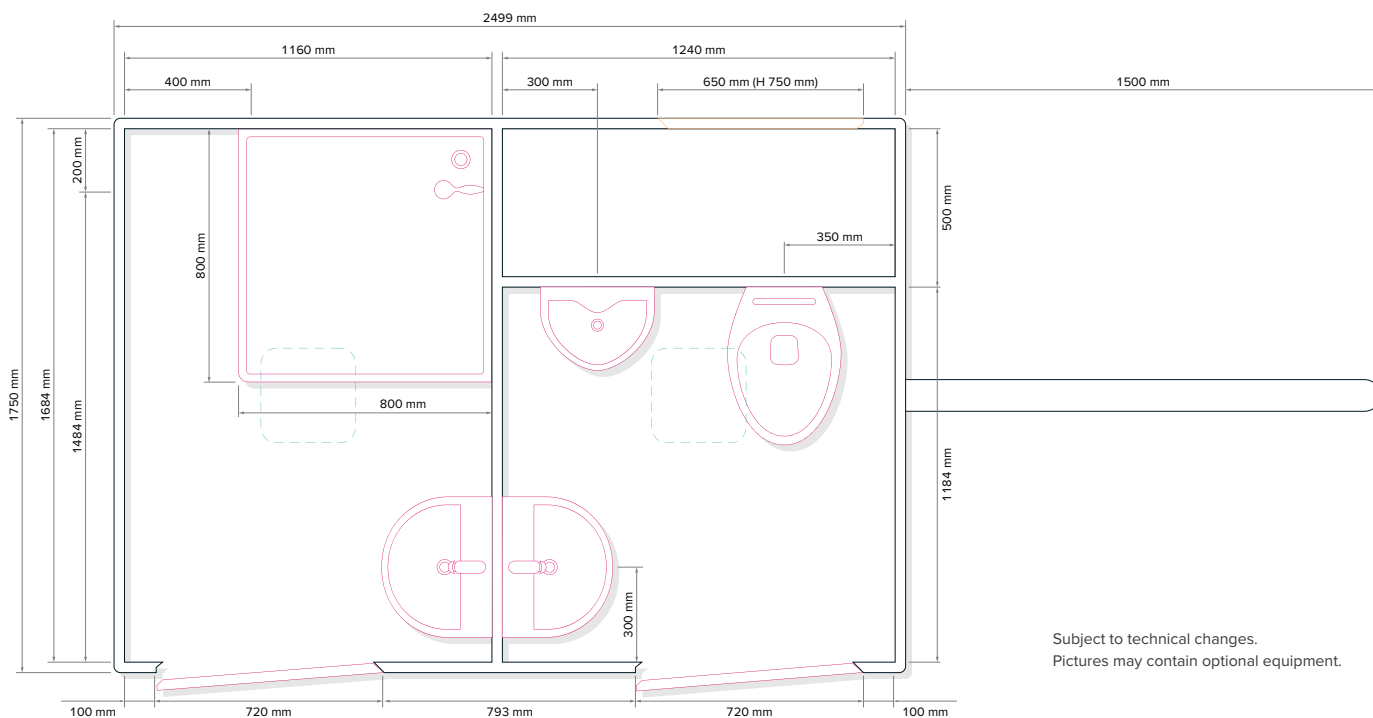
Sanitary trailer with  
1 Shower  
1 Unisex Toilet

## SPECIFICATIONS

Number of axles	1
Interior height	2150 mm
Total height	2950 mm
Interior width	1700 mm
Exterior width	1750 mm
Total width (incl. mudguard)	2400 mm
Interior length	2450 mm
Total length (incl. drawbar)	4000 mm
Gross vehicle weight	750 kg
Power connection	230V, 16A
Fresh water connection	3/4"
Waste water connection	DN110



## LAYOUT STANDARD



Subject to technical changes.  
Pictures may contain optional equipment.

# GL2800

Toilet trailer with  
 1 Compartment for ladies  
 1 Compartment for gents  
 1 Urinal  
 Waste water tank in the vehicle frame  
 Optionally with vacuum technology or  
 solar package

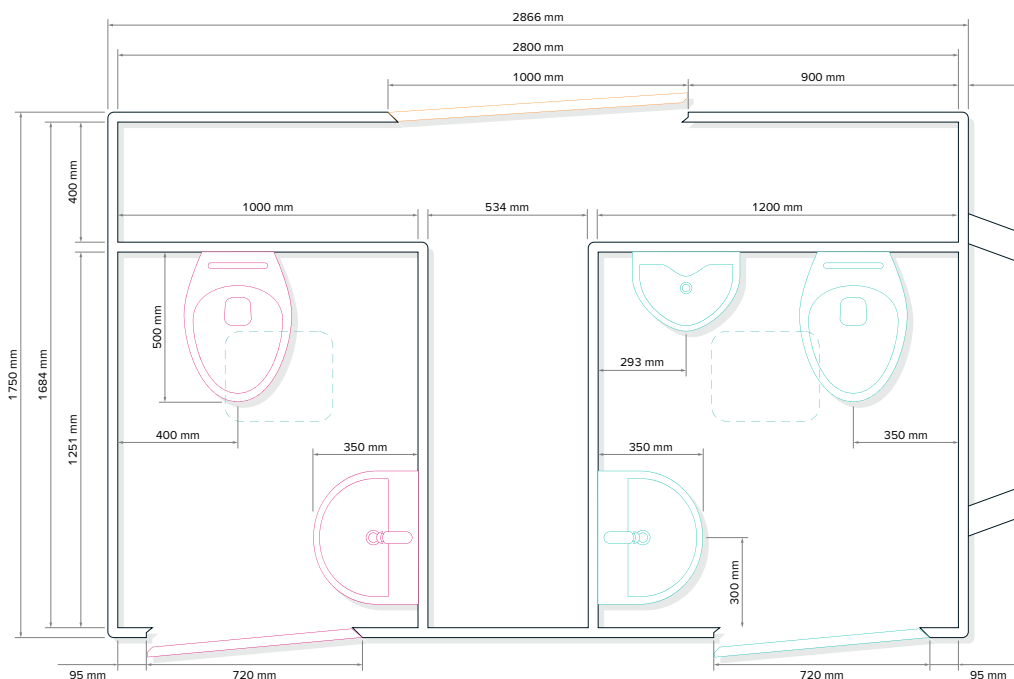
## SPECIFICATIONS

Number of axles	1
Interior height	2150 mm
Total height	2950 mm
Interior width	1700 mm
Exterior width	1750 mm
Total width (incl. mudguard)	2400 mm
Interior length	2800 mm
Total length (incl. drawbar)	4500 mm
Gross vehicle weight	1800 kg
Power connection	230V, 16A
Capacity fresh water	400l
Capacity waste water	800l
Solar energy system	780 Wp
Battery kit	600 Ah




MADE IN  
 DÖBELN  
 GERMANY

## LAYOUT STANDARD



Subject to technical changes.  
 Pictures may contain optional equipment.



**GL2800 TANK**

Water-independent model variant with waste water tank in the chassis. Available with power connection, battery kit or power connection and battery kit for full operation. Solar package optional.

**SPECIFICATIONS**

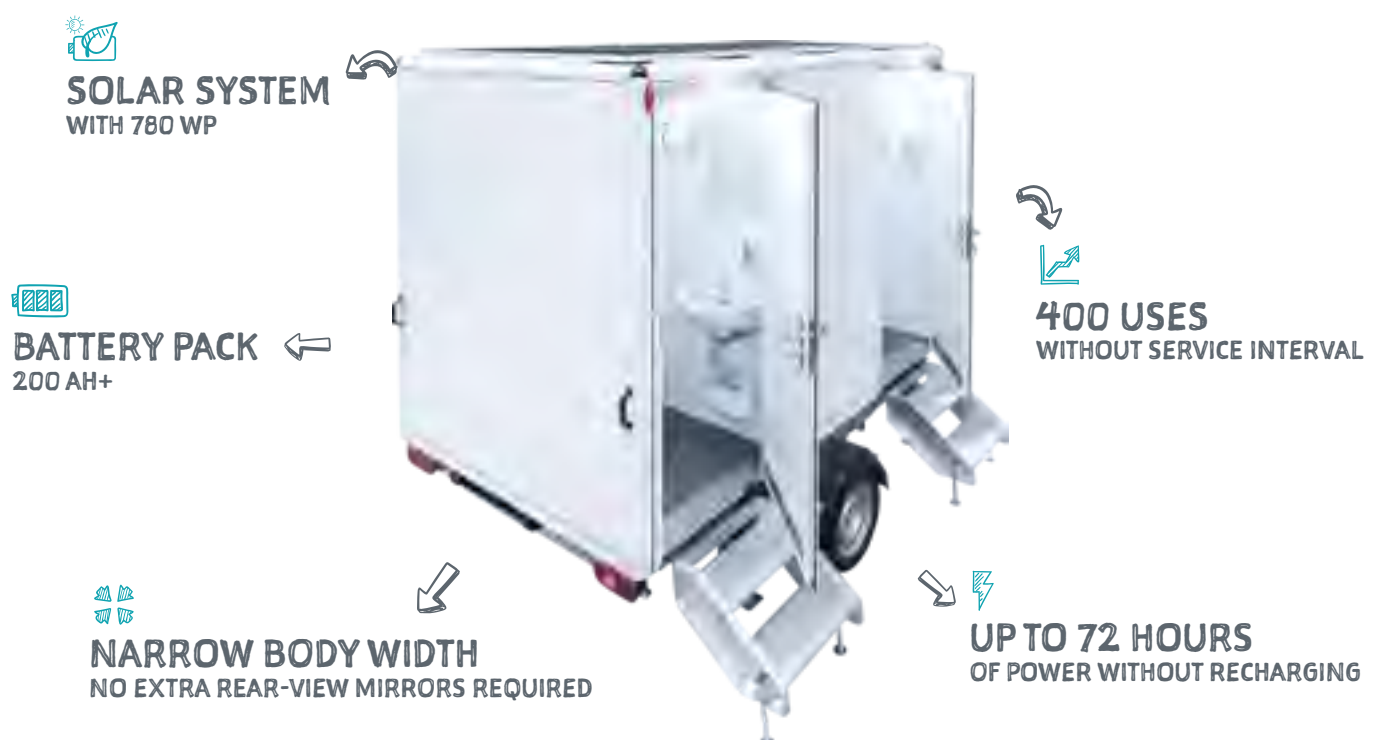
Number of axles	1
Interior height	2150 mm
Total height	2950 mm
Interior width	1700 mm
Exterior width	1750 mm
Total width (incl. mudguard)	2400 mm
Interior length	2800 mm
Total length (incl. drawbar)	4500 mm
Gross vehicle weight	1800 kg
Power connection	230V, 16A
Capacity fresh water	400l
Capacity waste water	800l

**GL2800 VACUUM**

Equipped with water-saving vacuum technology. Available with power connection, battery kit or power connection and battery kit for full operation. Solar package optional.

**SPECIFICATIONS**

Number of axles	1
Interior height	2150 mm
Total height	2950 mm
Interior width	1700 mm
Exterior width	1750 mm
Total width (incl. mudguard)	2400 mm
Interior length	2800 mm
Total length (incl. drawbar)	4500 mm
Gross vehicle weight	1800 kg
Power connection	230V, 16A
Capacity fresh water	400l
Capacity waste water	800l



# GL3200 212 ST

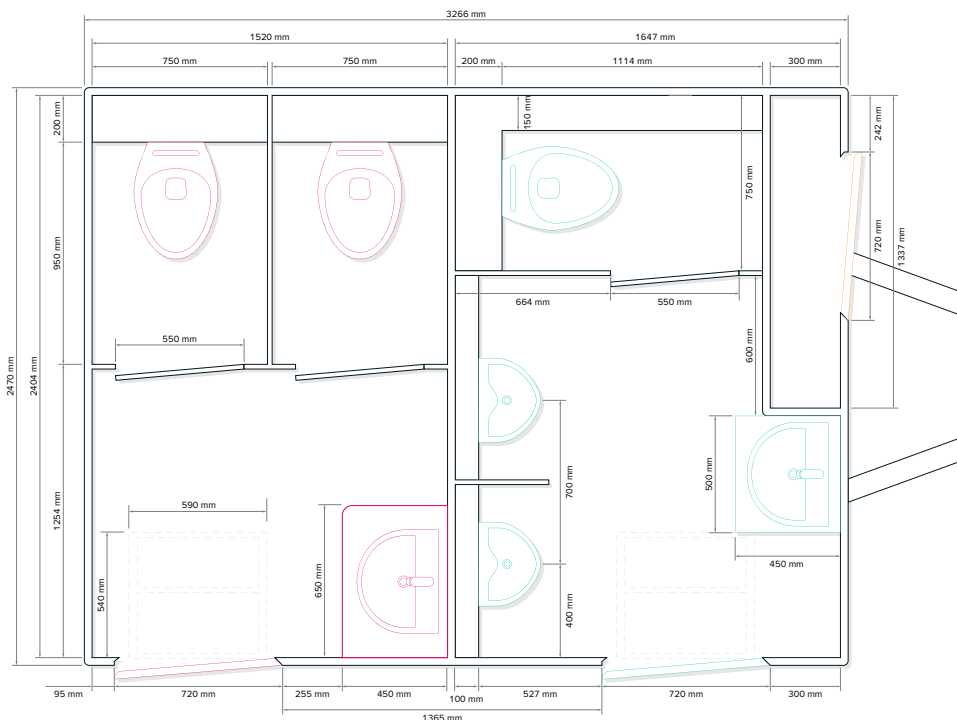
Toilet trailer with  
 2 Compartments for ladies  
 1 Compartment for gents  
 2 Urinals

## SPECIFICATIONS

Number of axles	1
Interior height	2150 mm
Total height	2950 mm
Interior width	2400 mm
Total width (incl. mudguard)	2470 mm
Interior length	3200 mm
Total length (incl. drawbar)	4700 mm
Gross vehicle weight	1800 kg
Power connection	230V, 16A
Fresh water connection	3/4"
Waste water connection	DN110



## LAYOUT STANDARD



Subject to technical changes.  
 Pictures may contain optional equipment.



# GL3200 212 MI

Toilet trailer with  
 2 Compartments for ladies  
 1 Compartment for gents  
 2 Urinals

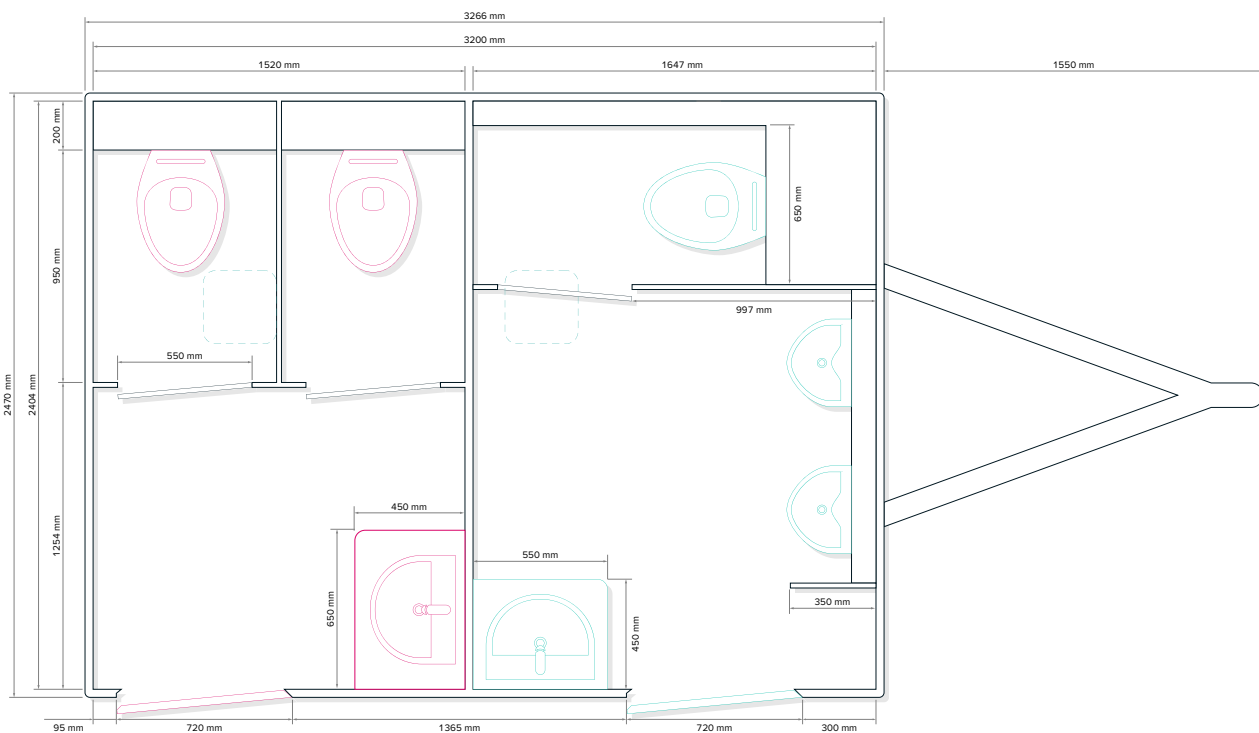
## SPECIFICATIONS

Number of axles	1
Interior height	2150 mm
Total height	2950 mm
Interior width	2404 mm
Total width (incl. mudguard)	2470 mm
Interior length	3200 mm
Total length (incl. drawbar)	4710 mm
Gross vehicle weight	1800 kg
Power connection	230V, 16A
Fresh water connection	3/4"
Waste water connection	DN110



MADE IN  
 DÖBELN  
 GERMANY

## LAYOUT STANDARD



Subject to technical changes.  
 Pictures may contain optional equipment.

# GL4200 212



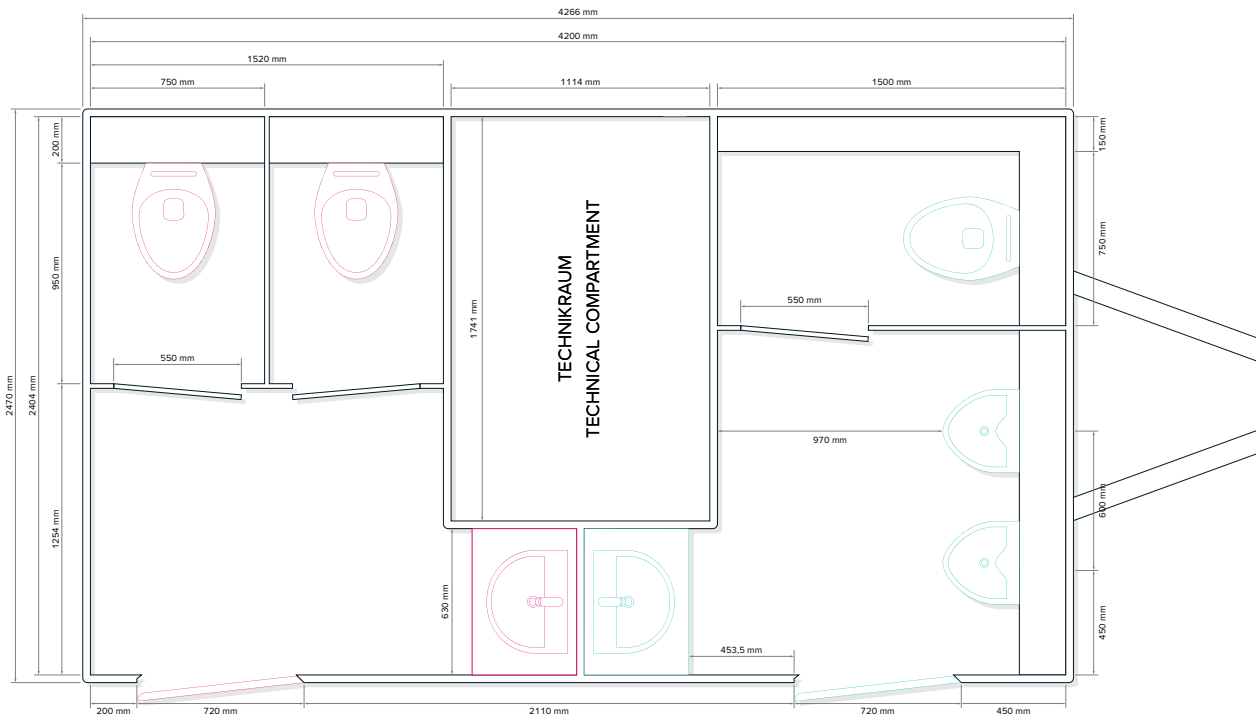
Toilet trailer with  
 2 Compartments for ladies  
 1 Compartment for gents  
 2 Urinals  
 Optionally with vacuum technology or  
 solar package

## SPECIFICATIONS

Number of axles	1
Interior height	2150 mm
Total height	2950 mm
Interior width	2400 mm
Total width (incl. mudguard)	2470 mm
Interior length	4200 mm
Total length (incl. drawbar)	5800 mm
Gross vehicle weight	1800 kg
Capacity fresh water	—
Capacity waste water	—
Power connection	230V, 16A
Fresh water connection	3/4"
Waste water connection	DN110



## LAYOUT STANDARD



Subject to technical changes.  
 Pictures may contain optional equipment.



### GL4200 212 TANK

Water-independent model variant, waste water tank installed in the chassis. Solar package optional.

#### SPECIFICATIONS

Number of axles	2
Interior height	2150 mm
Total height	2950 mm
Interior width	2404 mm
Total width (incl. mudguard)	2470 mm
Interior length	4200 mm
Total length (incl. drawbar)	5800 mm
Gross vehicle weight	3500 kg
Capacity fresh water	800 l
Capacity waste water	1500 l
Power connection	230V, 16A



### GL4200 212 VACUUM

Equipped with water-saving vacuum technology and waste water tank in the chassis. Solar package optional.

#### SPECIFICATIONS

Number of axles	2
Interior height	2150 mm
Total height	2950 mm
Interior width	2404 mm
Total width (incl. mudguard)	2470 mm
Interior length	4200 mm
Total length (incl. drawbar)	5800 mm
Gross vehicle weight	3500 kg
Capacity fresh water	800 l
Capacity waste water	1500 l
Power connection	230V, 16A



# GL4200 213



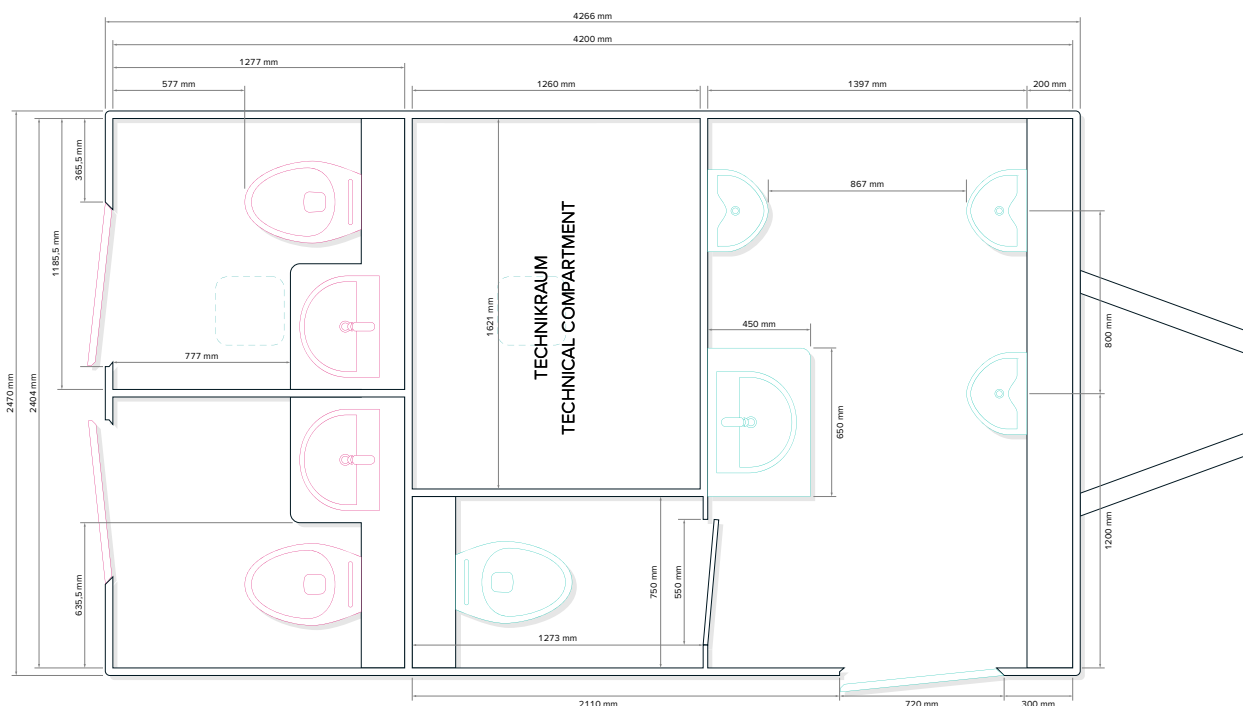
Toilet trailer with  
 2 Compartments for ladies  
 1 Compartment for gents  
 3 Urinals  
 Optionally with vacuum technology or  
 solar package

## SPECIFICATIONS

Number of axles	1
Interior height	2150 mm
Total height	2950 mm
Interior width	2400 mm
Total width (incl. mudguard)	2470 mm
Interior length	4200 mm
Total length (incl. drawbar)	5800 mm
Gross vehicle weight	1800 kg
Power connection	230V, 16A
Fresh water connection	3/4"
Waste water connection	DN110



## LAYOUT STANDARD



Subject to technical changes.  
 Pictures may contain optional equipment.



### GL4200 213 TANK

Water-independent model variant, waste water tank installed in the chassis. Solar package optional.

#### SPECIFICATIONS

Number of axles	2
Interior height	2150 mm
Total height	2950 mm
Interior width	2400 mm
Total width (incl. mudguard)	2470 mm
Interior length	4200 mm
Total length (incl. drawbar)	5800 mm
Gross vehicle weight	3500 kg
Capacity fresh water	800 l
Capacity waste water	1500 l
Power connection	230V, 16A



### GL4200 213 VACUUM

Equipped with water-saving vacuum technology and waste water tank in the chassis. Solar package optional.

#### SPECIFICATIONS

Number of axles	2
Interior height	2150 mm
Total height	2950 mm
Interior width	2400 mm
Total width (incl. mudguard)	2470 mm
Interior length	4200 mm
Total length (incl. drawbar)	5800 mm
Gross vehicle weight	3500 kg
Capacity fresh water	800 l
Capacity waste water	1500 l
Power connection	400V, 16A



# GL4200 322



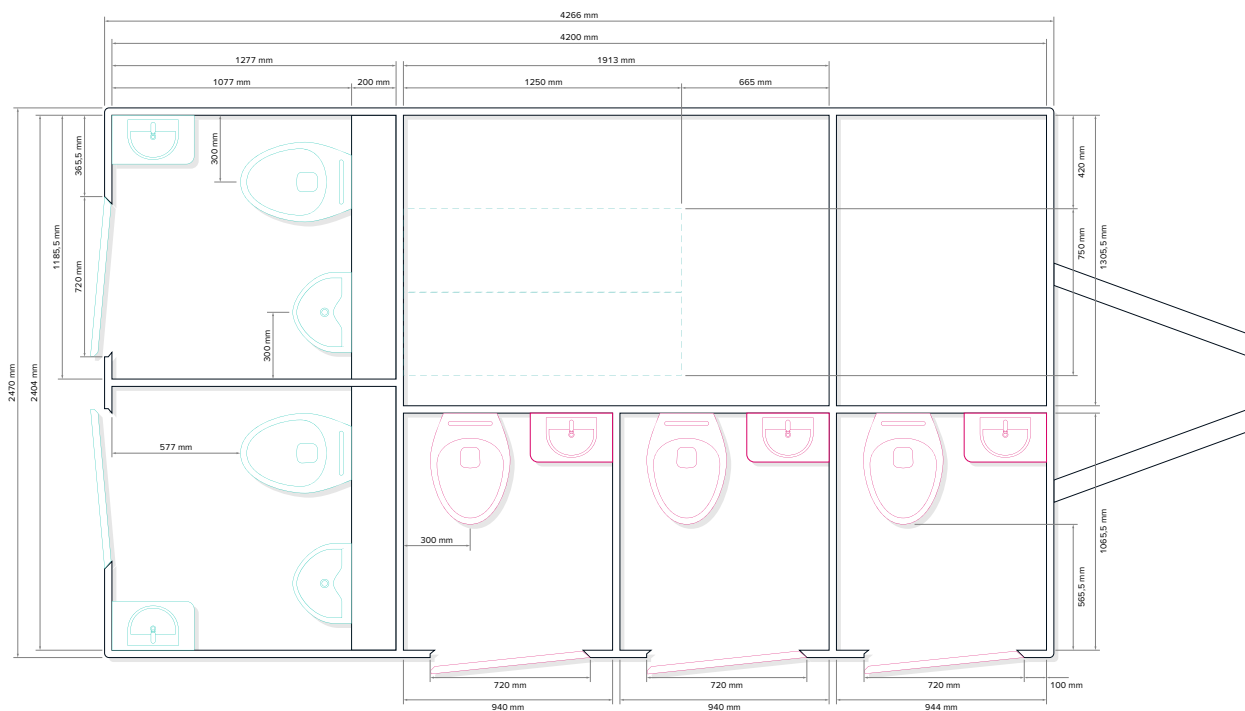
Toilet trailer with  
 3 Compartments for ladies  
 2 Compartments for gents  
 2 Urinals (1 per compartment)

## SPECIFICATIONS

Number of axles	2
Interior height	2150 mm
Total height	2950 mm
Interior width	2404 mm
Total width (incl. mudguard)	2470 mm
Interior length	4200 mm
Total length (incl. drawbar)	5780 mm
Gross vehicle weight	1800 kg
Power connection	230V, 16A
Fresh water connection	3/4"
Waste water connection	DN110



## LAYOUT STANDARD



Subject to technical changes.  
 Pictures may contain optional equipment.



### GL4200 322 TANK

Water-independent model variant, waste water tank installed in the chassis. Solar package optional.

#### SPECIFICATIONS

Number of axles	2
Interior height	2150 mm
Total height	2950 mm
Interior width	2400 mm
Total width (incl. mudguard)	2470 mm
Interior length	4200 mm
Total length (incl. drawbar)	5800 mm
Gross vehicle weight	3500 kg
Capacity fresh water	800 l
Capacity waste water	1500 l
Power connection	230V, 16A



### GL4200 322 VACUUM

Equipped with water-saving vacuum technology and waste water tank in the chassis.

#### SPECIFICATIONS

Number of axles	2
Interior height	2150 mm
Total height	2950 mm
Interior width	2400 mm
Total width (incl. mudguard)	2470 mm
Interior length	4200 mm
Total length (incl. drawbar)	5800 mm
Gross vehicle weight	3500 kg
Capacity fresh water	800 l
Capacity waste water	1500 l
Power connection	400V, 16A



# GL4200 313



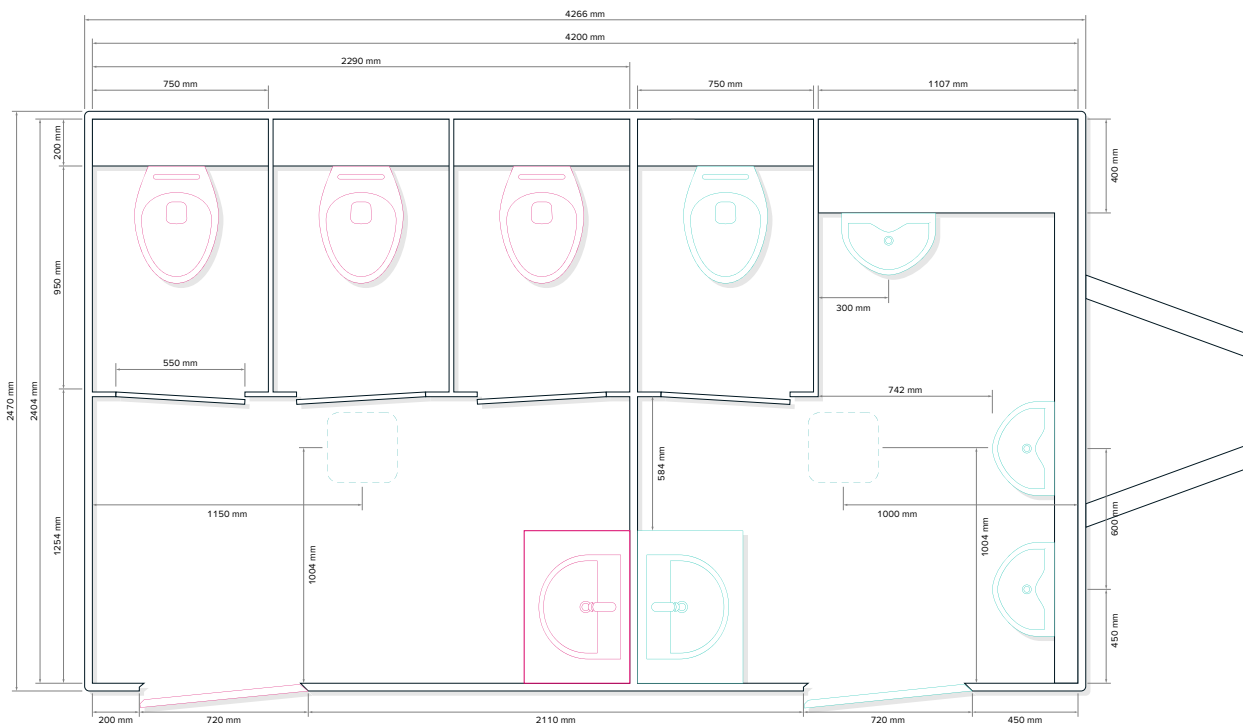
Toilet trailer with  
 3 Compartments for ladies  
 1 Compartment for gents  
 3 Urinals

## SPECIFICATIONS

Number of axles	1
Interior height	2150 mm
Total height	2950 mm
Interior width	2400 mm
Total width (incl. mudguard)	2470 mm
Interior length	4200 mm
Total length (incl. drawbar)	5800 mm
Gross vehicle weight	1800 kg
Power connection	230V, 16A
Fresh water connection	3/4"
Waste water connection	DN110



## LAYOUT STANDARD



Subject to technical changes.  
 Pictures may contain optional equipment.

# GL5200 413



Toilet trailer with  
 4 Compartments for ladies  
 1 Compartment for gents  
 3 Urinals

## SPECIFICATIONS

Number of axles	1 or 2
Interior height	2150 mm
Total height	2950 mm
Interior width	2400 mm
Total width (incl. mudguard)	2470 mm
Interior length	5295 mm
Total length (incl. drawbar)	6800 mm
Gross vehicle weight	1800 kg
Power connection	230V, 16A
Fresh water connection	3/4"
Waste water connection	DN110



## LAYOUT STANDARD



Subject to technical changes.  
 Pictures may contain optional equipment.

# GL6200 514



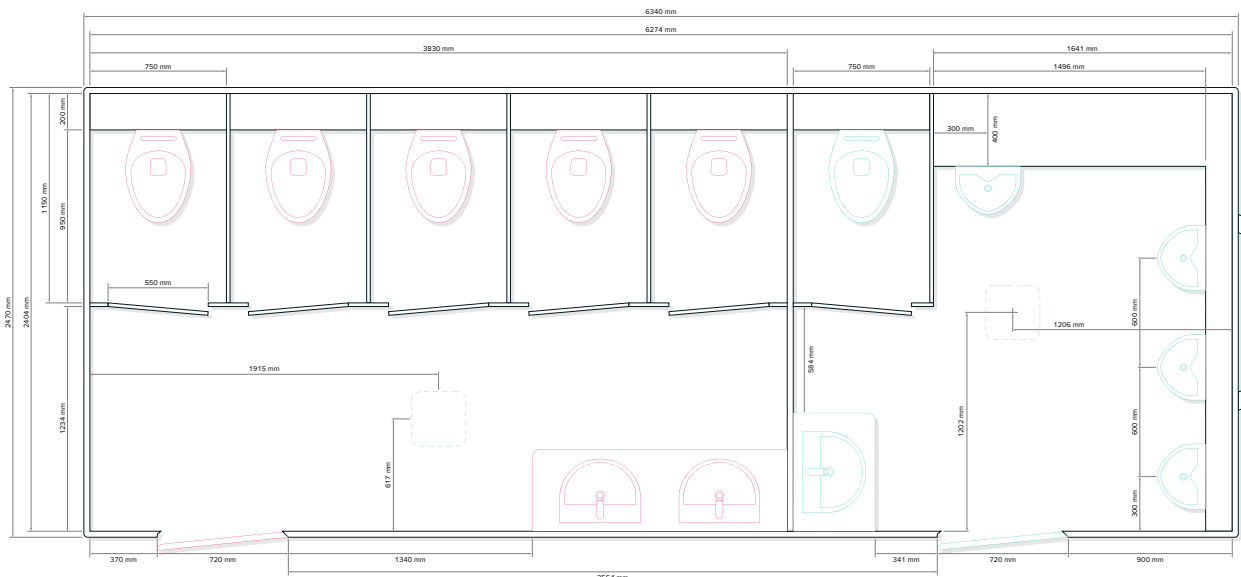
Toilet trailer with  
 5 Compartments for ladies  
 1 Compartment for gents  
 4 Urinals

## SPECIFICATIONS

Number of axles	1 or 2
Interior height	2150 mm
Total height	2950 mm
Interior width	2400 mm
Total width (incl. mudguard)	2470 mm
Interior length	6275 mm
Total length (incl. drawbar)	7800 mm
Gross vehicle weight	1800 kg
Power connection	230V, 16 A
Fresh water connection	3/4"
Waste water connection	DN110



## LAYOUT STANDARD



Subject to technical changes.  
 Pictures may contain optional equipment.

# GL7000 615



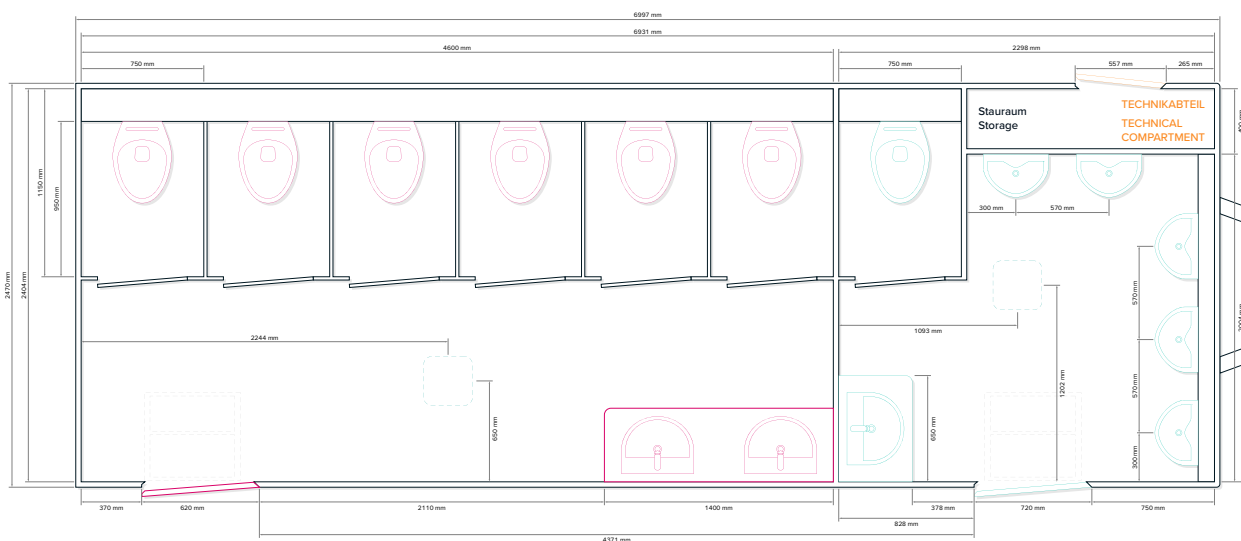
Toilet trailer with  
6 Compartments for ladies  
1 Compartment for gents  
5 Urinals

## SPECIFICATIONS

Number of axles	2
Interior height	2150 mm
Total height	2950 mm
Interior width	2400 mm
Total width (incl. mudguard)	2470 mm
Interior length	6950 mm
Total length (incl. drawbar)	8500 mm
Gross vehicle weight	2700 kg
Power connection	230V, 16A
Fresh water connection	3/4"
Waste water connection	DN110



## LAYOUT STANDARD



Subject to technical changes.  
Pictures may contain optional equipment.

# GL9000 726

Toilet trailer with  
 7 Compartments for ladies  
 2 Compartments for gents  
 6 Urinals

## SPECIFICATIONS


Number of axles	2
Interior height	2150 mm
Total height	2950 mm
Interior width	2400 mm
Total width (incl. mudguard)	2470 mm
Interior length	8935 mm
Total length (incl. drawbar)	10500 mm
Gross vehicle weight	3500 kg
Power connection	230V, 16A
Fresh water connection	3/4"
Waste water connection	DN110



## LAYOUT STANDARD



Subject to technical changes.  
 Pictures may contain optional equipment.



# SHOWER TRAILERS

GL4200 3X BATHROOM	32
GL4200 6SH-4WB	33

GL7000 12SH-4WB	34
-----------------	----





# GL4200 3X BATHROOM



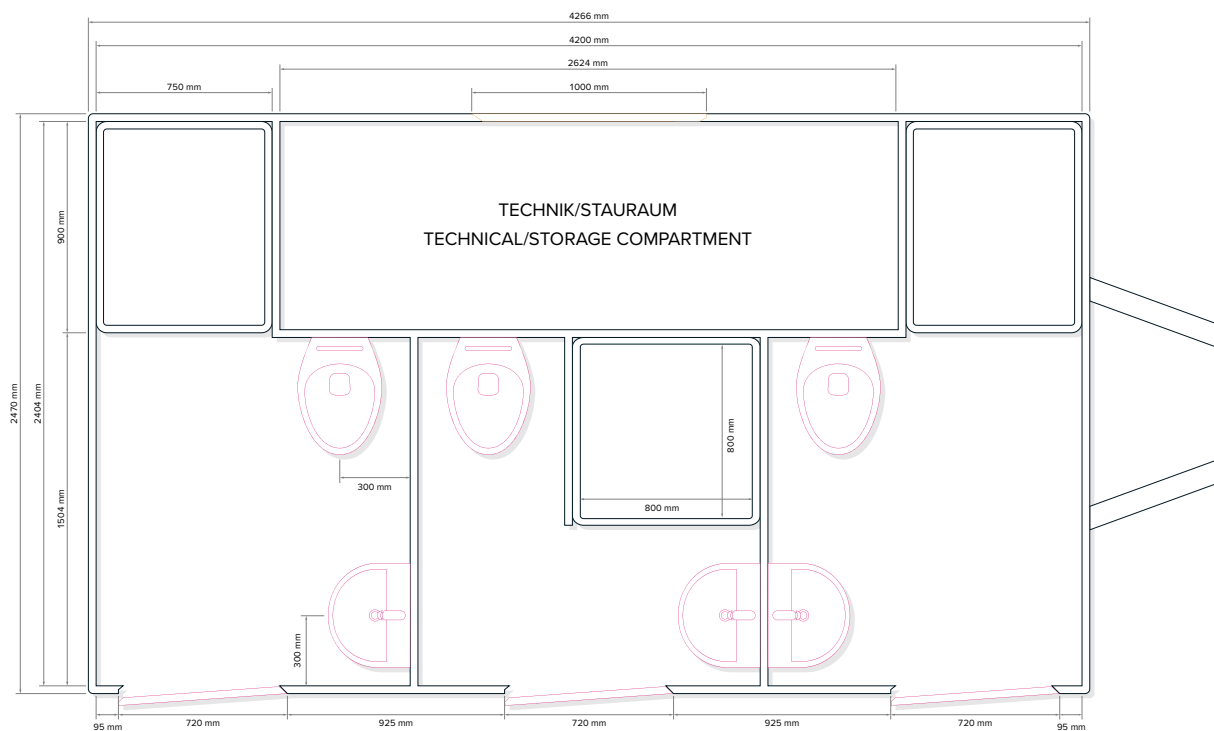
Sanitary trailer with  
3 Bathroom compartments

## SPECIFICATIONS

Number of axles	1
Interior height	2150 mm
Total height	2950 mm
Interior width	2400 mm
Total width (incl. mudguard)	2470 mm
Interior length	4200 mm
Total length (incl. drawbar)	5800 mm
Gross vehicle weight	1800 kg
Power connection	400V, 16A
Fresh water connection	3/4"
Waste water connection	DN110



## LAYOUT STANDARD



Subject to technical changes.  
Pictures may contain optional equipment.


# GL4200 6SH-4WB



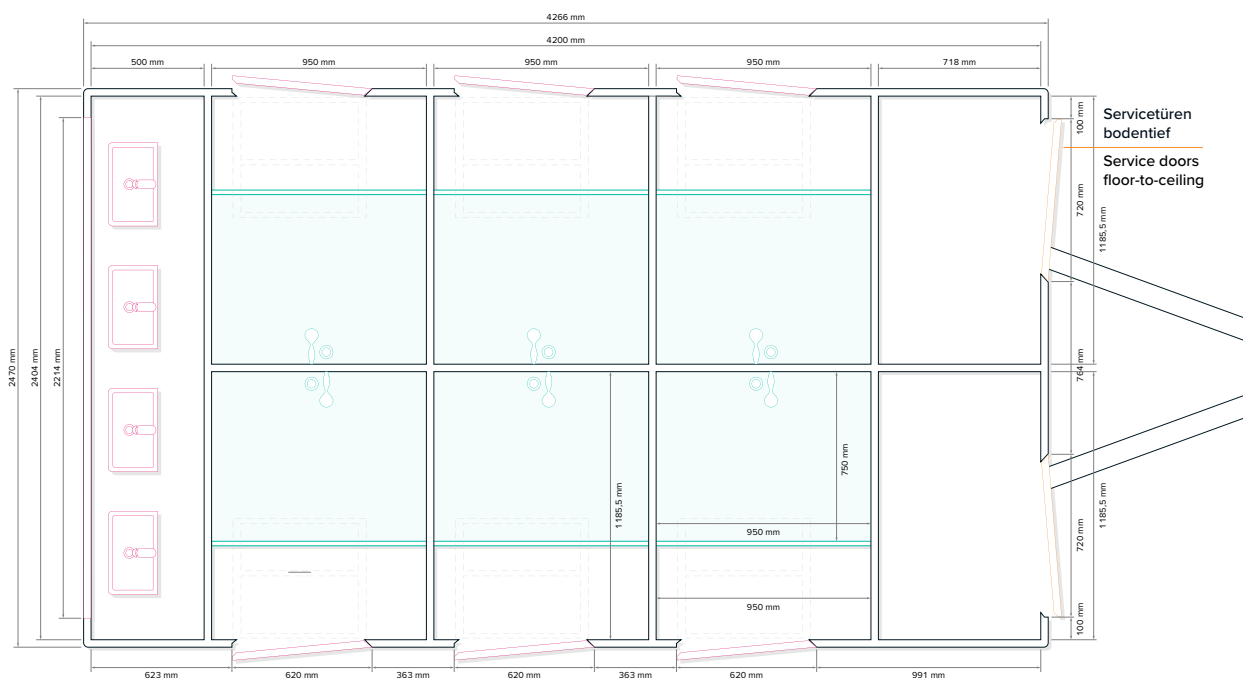
Shower trailer with  
6 Bathroom compartments  
4 Wash basins at the rear

## SPECIFICATIONS

Number of axles	1
Interior height	2150 mm
Total height	2950 mm
Interior width	2400 mm
Total width (incl. mudguard)	2470 mm
Interior length	4200 mm
Total length (incl. drawbar)	5800 mm
Gross vehicle weight	1800 kg
Power connection (lighting & heating only)	400V, 16A
Fresh water connection	3/4"
Waste water connection	DN110
Gas-powered hot water supply (gas bottles to be provided by customer)	



## LAYOUT STANDARD



Subject to technical changes.  
Pictures may contain optional equipment.

# GL7000 12SH-4WB

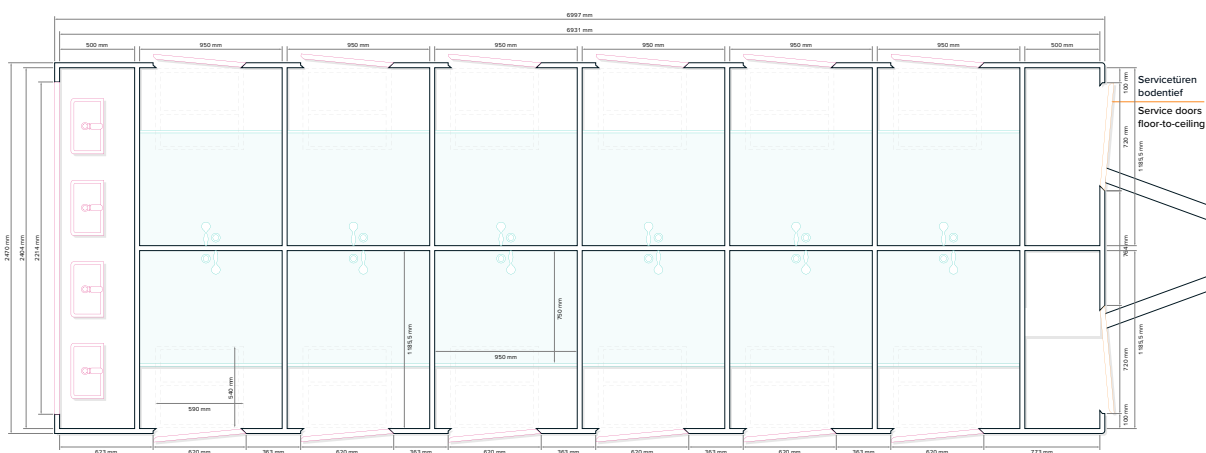
Shower trailer with  
12 Bathroom compartments  
4 Wash basins at the rear

## SPECIFICATIONS

Number of axles	2
Interior height	2150 mm
Total height	2950 mm
Interior width	2400 mm
Total width (incl. mudguard)	2470 mm
Interior length	6950 mm
Total length (incl. drawbar)	8500 mm
Gross vehicle weight	2500 kg
Power connection (lighting & heating only)	400V, 16A
Fresh water connection	3/4"
Waste water connection	DN110
Gas-powered hot water supply (gas bottles to be provided by customer)	



## LAYOUT STANDARD



Subject to technical changes.  
Pictures may contain optional equipment.



# FESTIVAL

GL5200 PRIVACY 10-0-10WB	38
GL7000 PRIVACY 14-0-14WB	39
GL7000 PRIVACY 14-0-4WB	40

GL7000 PRIVACY 9-8-4WB	41
GL9000 PRIVACY 14-8-4WB	42
GL9000 PRIVACY 20-0-4WB	44







# GL7000 PRIVACY 14-0-14WB



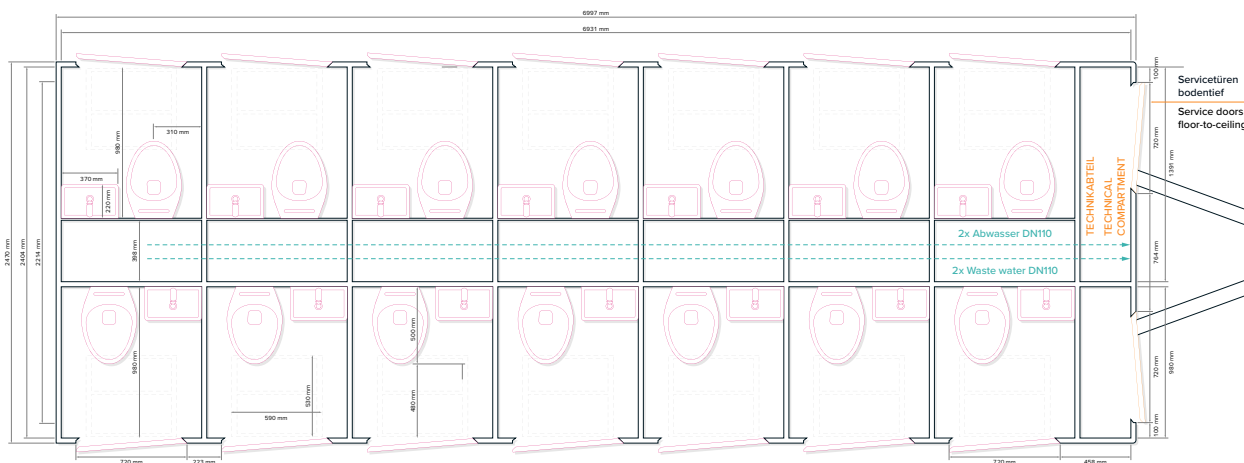
Toilet trailer with  
14 Unisex single cabins  
14 Washbasins (1 per cabin)

## SPECIFICATIONS

Number of axles	2
Interior height	2150 mm
Total height	2950 mm
Interior width	2400 mm
Total width (incl. mudguard)	2470 mm
Interior length	6950 mm
Total length (incl. drawbar)	8500 mm
Gross vehicle weight	2500 kg
Power connection	230V, 16A
Fresh water connection	3/4"
Waste water connection	DN110



## LAYOUT STANDARD



Subject to technical changes.  
Pictures may contain optional equipment.

# GL7000 PRIVACY 14-0-4WB



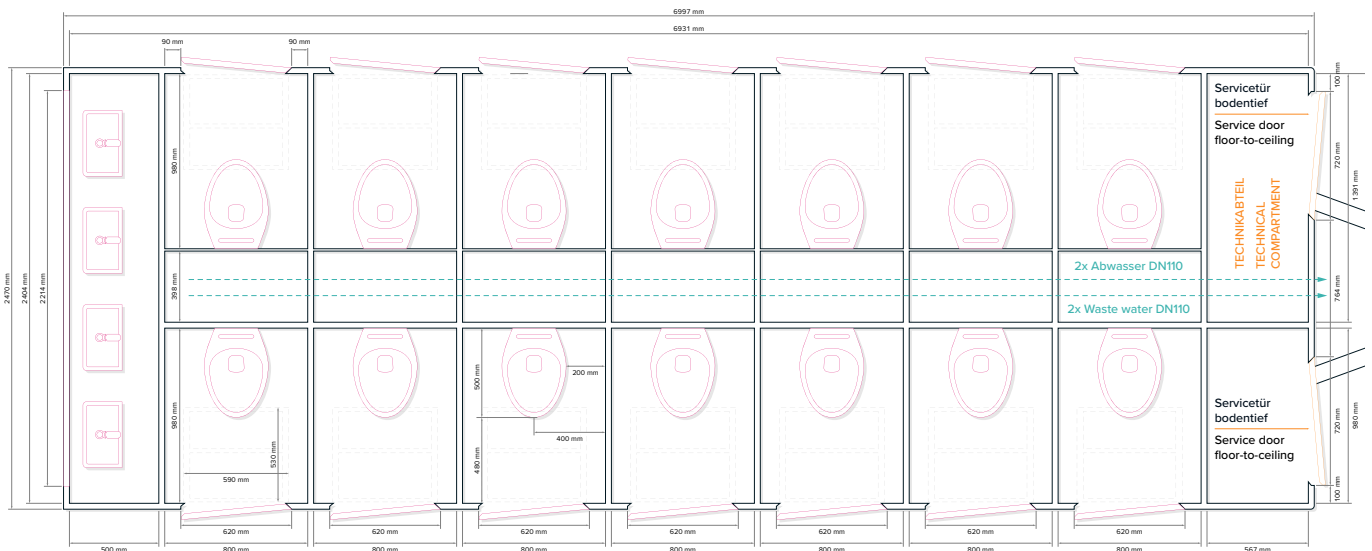
Toilet trailer with  
14 Unisex single cabins  
4 Wash basins at the rear

## SPECIFICATIONS

Number of axles	2
Interior height	2150 mm
Total height	2950 mm
Interior width	2400 mm
Total width (incl. mudguard)	2470 mm
Interior length	6950 mm
Total length (incl. drawbar)	8500 mm
Gross vehicle weight	2500 kg
Power connection	230 V, 16 A
Fresh water connection	3/4"
Waste water connection	DN110



## LAYOUT STANDARD





# GL9000 PRIVACY 14-8-4WB

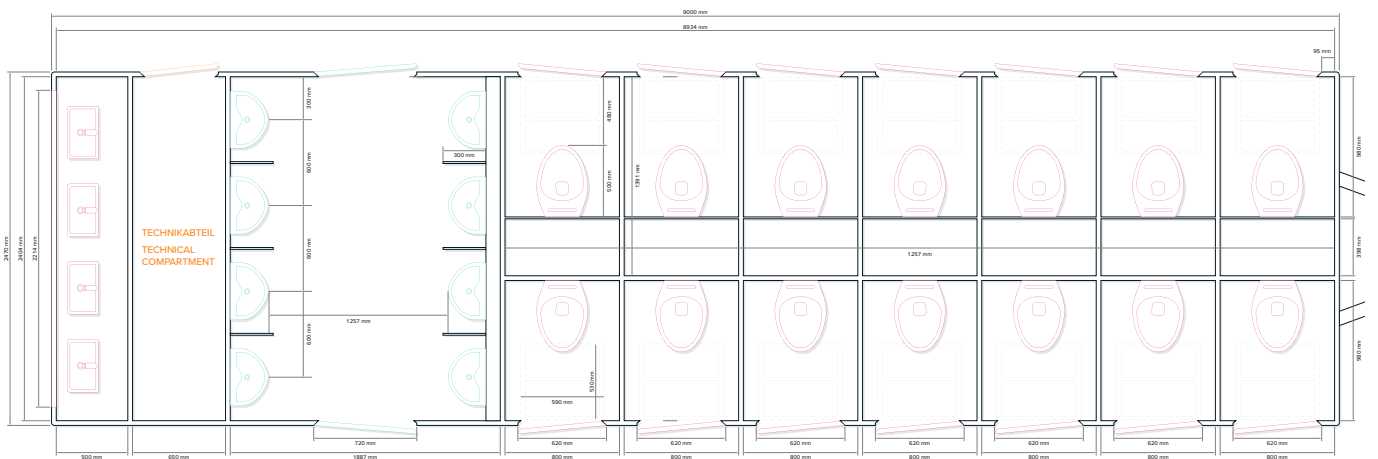
Toilet trailer with  
 14 Unisex single cabins  
 8 Urinals in urinal compartment  
 4 Wash basins at the rear  
 on tandem chassis

## SPECIFICATIONS

Number of axles	2
Interior height	2150 mm
Total height	2950 mm
Interior width	2400 mm
Total width (incl. mudguard)	2470 mm
Interior length	8935 mm
Total length (incl. drawbar)	10500 mm
Gross vehicle weight	2500 kg
Maximum speed	80 km/h
Power connection	230V, 16A
Fresh water connection	3/4"
Waste water connection	DN110



## LAYOUT STANDARD










# CONSTRUCTION TRAILERS & MOBILE OFFICE

GL3200 CONSTRUCTION	48
GL4200 CONSTRUCTION	49

GL4200 TANK – MOBILE OFFICE	50
-----------------------------	----





# GL3200 CONSTRUCTION



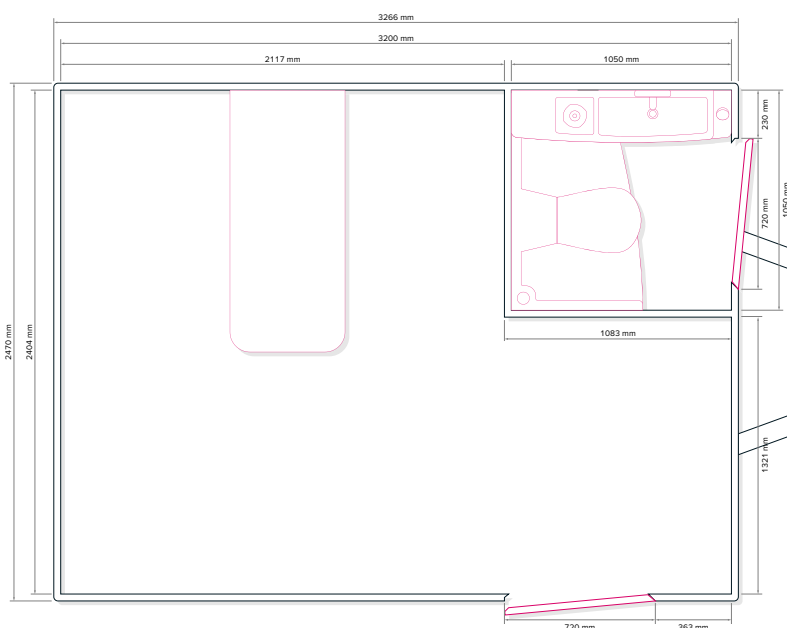
Construction trailer with fresh water tank and toilet

## SPECIFICATIONS

Number of axles	1
Interior height	2150 mm
Total height	2950 mm
Interior width	2400 mm
Total width (incl. mudguard)	2470 mm
Interior length	3200 mm
Total length (incl. drawbar)	4700 mm
Gross vehicle weight	1800 kg
Capacity fresh water	100l
Capacity waste water	200l
Power connection	230V, 16A



## LAYOUT STANDARD



Subject to technical changes.  
Pictures may contain optional equipment.

# GL4200 CONSTRUCTION

Construction trailer with fresh water tank and toilet

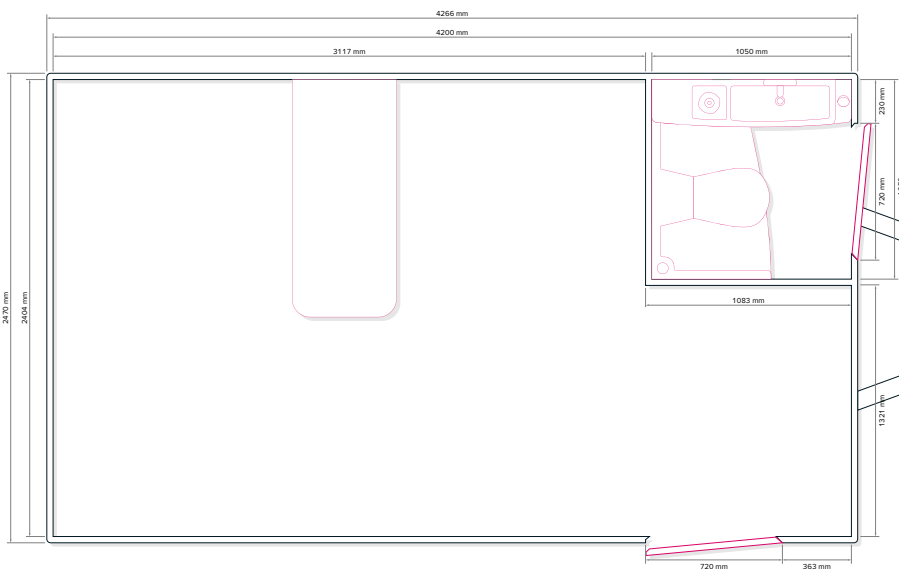
## SPECIFICATIONS

Number of axles	1
Interior height	2150 mm
Total height	2950 mm
Interior width	2400 mm
Total width (incl. mudguard)	2470 mm
Interior length	4200 mm
Total length (incl. drawbar)	5800 mm
Gross vehicle weight	1800 kg
Capacity fresh water	100l
Capacity waste water	200l
Power connection	230V, 16A



MADE IN  
DÖBELN  
GERMANY

## LAYOUT STANDARD



Subject to technical changes.  
Pictures may contain optional equipment.



# GL4200 TANK – MOBILE OFFICE



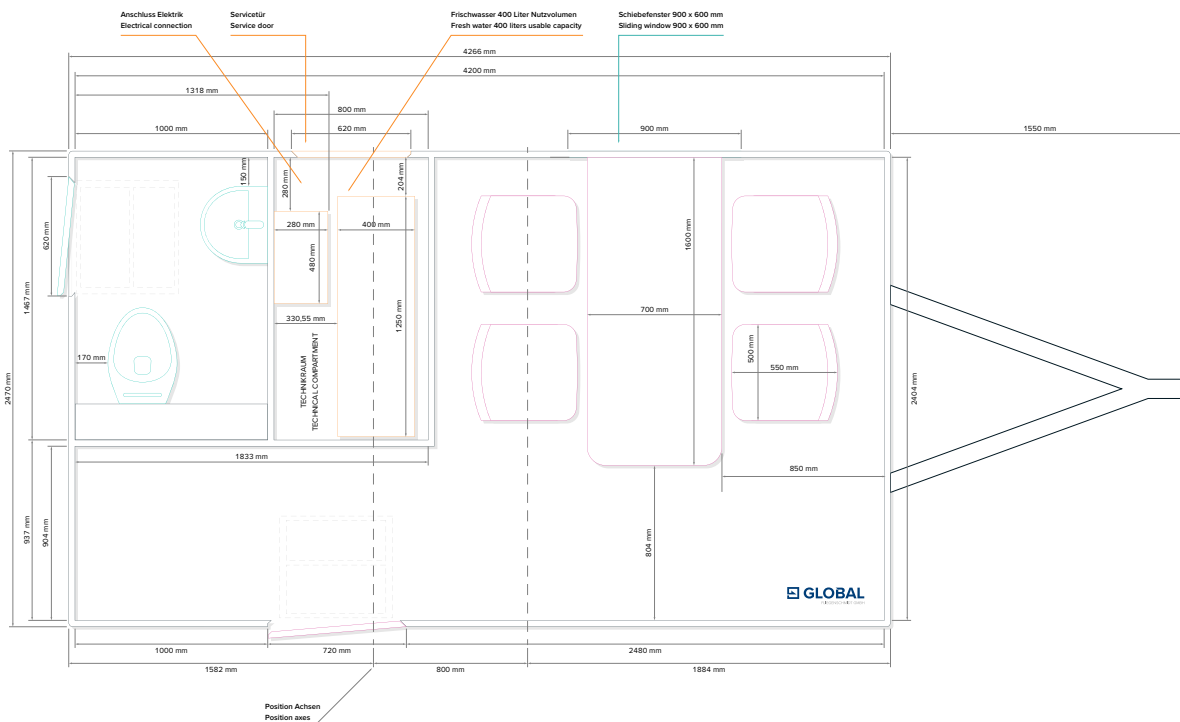
Mobile office with  
 1 Office room  
 1 Ceramic toilet  
 Optionally with battery/solar package



## SPECIFICATIONS

Number of axles	2
Interior height	2150 mm
Total height	2950 mm
Interior width	2404 mm
Total width (incl. mudguard)	2480 mm
Interior length	4200 mm
Total length (incl. drawbar)	5850 mm
Gross vehicle weight	3500 kg
Capacity fresh water	400 l
Capacity waste water	1500 l
Power connection	230V, 16A

## LAYOUT STANDARD



Subject to technical changes.  
 Pictures may contain optional equipment.



OPTIONALLY AVAILABLE:

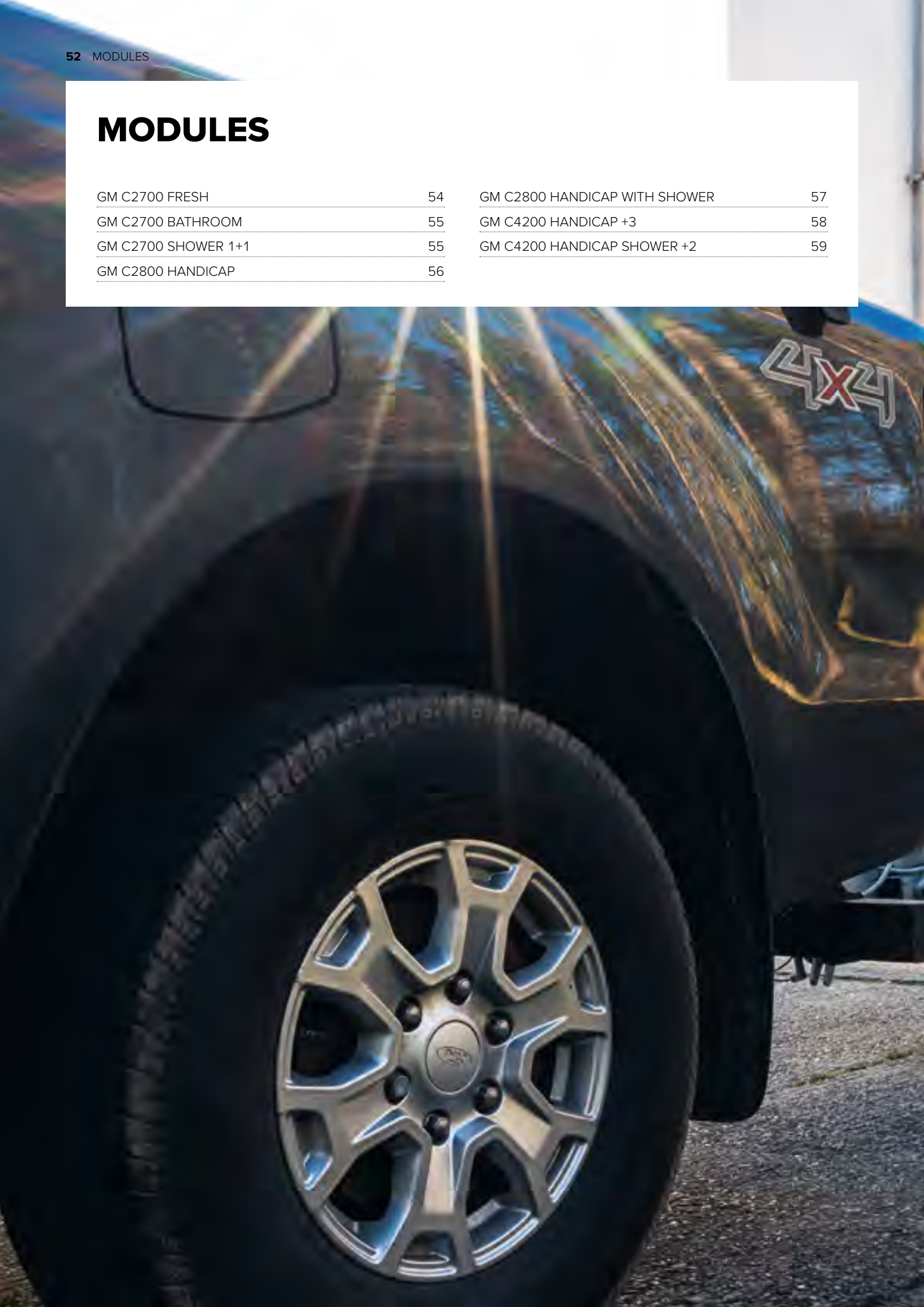
 **SOLAR SYSTEM WITH 780WP**

 **BATTERY PACK 200AH+**

# MODULES

GM C2700 FRESH	54
GM C2700 BATHROOM	55
GM C2700 SHOWER 1+1	55
GM C2800 HANDICAP	56

GM C2800 HANDICAP WITH SHOWER	57
GM C4200 HANDICAP +3	58
GM C4200 HANDICAP SHOWER +2	59





# GM C2700 FRESH

Toilet module with  
 1 Compartment for ladies  
 1 Compartment for gents

## SPECIFICATIONS

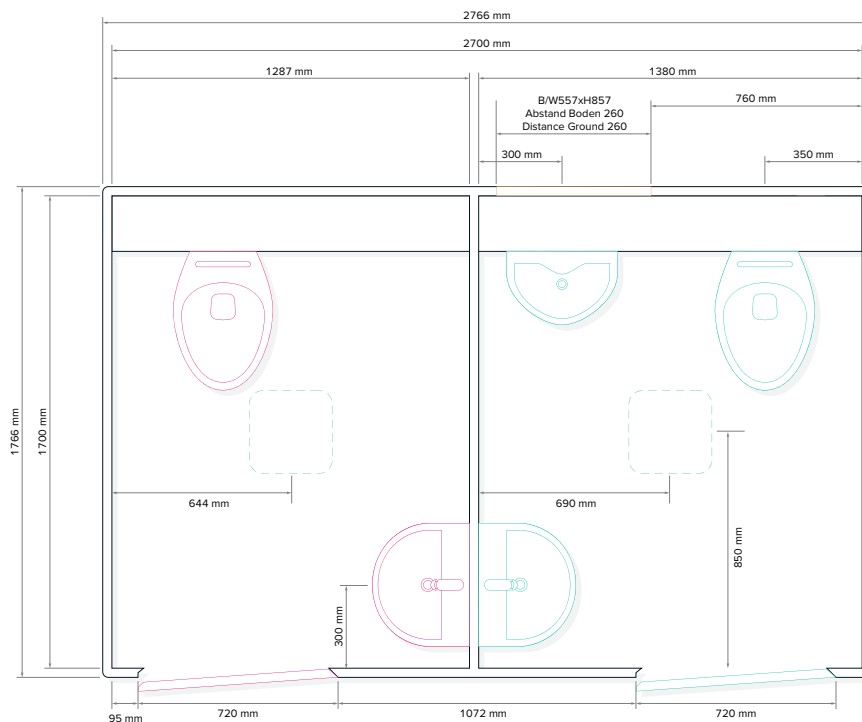
Galvanized steel frame with forklift pockets

GRP sandwich elements in aluminum corner profiles,  
 traffic white RAL 9016

Interior height	2150 mm
Total height	2400 mm
Interior width	1700 mm
Total width	1800 mm
Interior length	2620 mm
Total length	2700 mm
Weight	600 kg
Fresh water connection	3/4"
Waste water connection	DN 110
Power connection	230V, 16A



## LAYOUT STANDARD



Subject to technical changes.  
 Pictures may contain optional equipment.

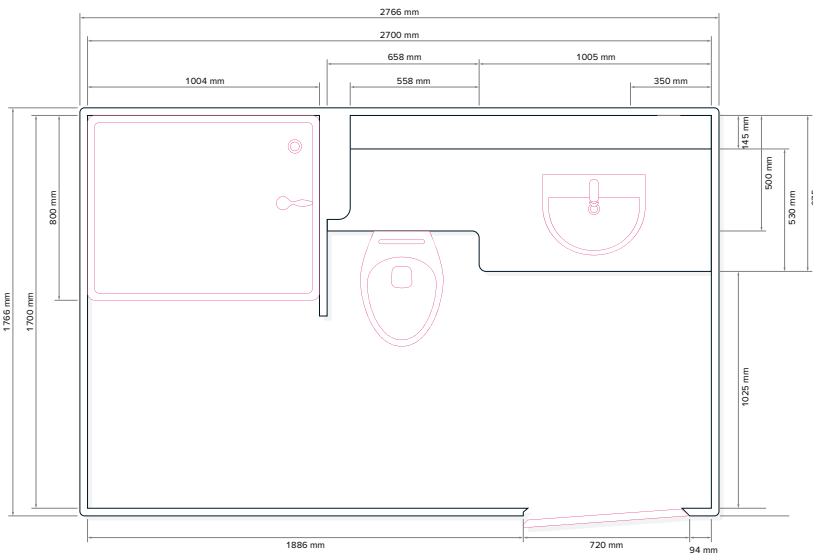
### GM C2700 BATHROOM

Bathroom module with toilet and shower

#### SPECIFICATIONS

Galvanized steel frame with forklift pockets  
 GRP sandwich elements in aluminum corner profiles, traffic white RAL 9016

Interior height	2150 mm
Total height	2500 mm
Interior width	1700 mm
Total width	1800 mm
Interior length	2620 mm
Total length	2700 mm
Weight	ca. 850 kg
Fresh water connection	3/4"
Waste water connection	DN 110
Power connection	230 V, 16 A



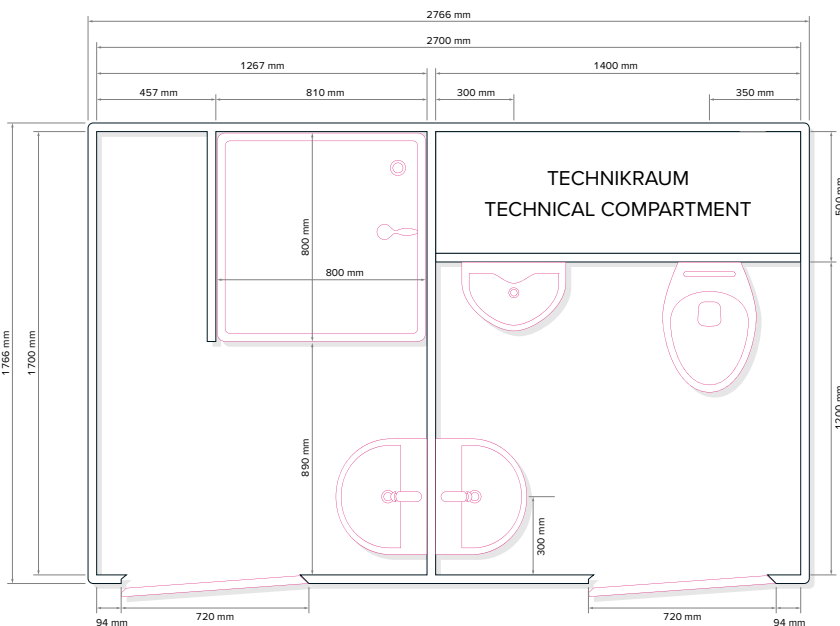
### GM C2700 SHOWER 1+1

Toilet module with 1 toilet and 1 shower compartment

#### SPECIFICATIONS

Galvanized steel frame with forklift pockets  
 GRP sandwich elements in aluminum corner profiles, traffic white RAL 9016

Interior height	2150 mm
Total height	2500 mm
Interior width	1700 mm
Total width	1800 mm
Interior length	2620 mm
Total length	2700 mm
Weight	ca. 850 kg
Fresh water connection	3/4"
Waste water connection	DN 110
Power connection	230 V, 16 A





# GM C2800 HANDICAP WITH SHOWER

Toilet cabin handicap + shower,  
on a steel frame with forklift pockets


The term "handicap" implies a compromise between a design for people with limited mobility and compliance with the German standard DIN 18040, due to the limitations of portable systems.

## SPECIFICATIONS

Galvanized steel frame with forklift pockets

GRP sandwich elements in aluminum corner profiles, traffic white RAL 9016

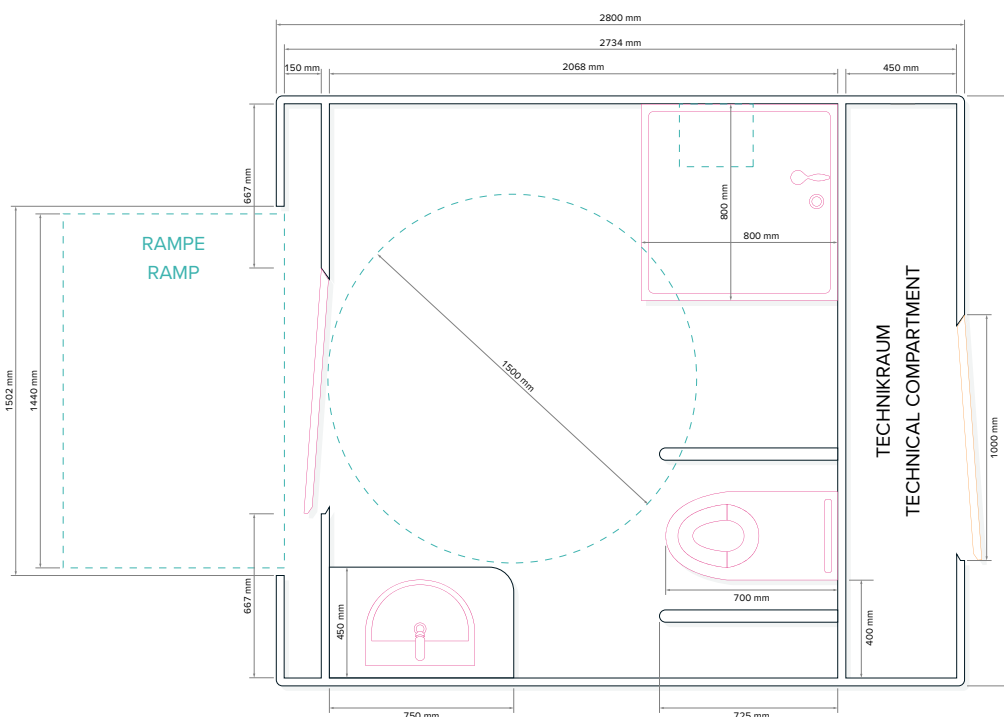
Interior height	2150 mm
Total height	2500 mm
Interior width	2300 mm
Total width	2400 mm
Interior length	2720 mm
Total length	2800 mm
Weight	ca. 1000 kg
Fresh water connection	3/4"
Waste water connection	DN 110
Power connection	230V, 16A
Wall-hung toilet with support and folding support rails	
Walk-in shower with shower tap	



Also available in vacuum technology



## LAYOUT STANDARD



Subject to technical changes.  
Pictures may contain optional equipment.

# GM C4200 HANDICAP +3

Handicap toilet cabin + 2 toilet cabins ladies/gents plus an extra room, on steel frame with forklift pockets

The term "handicap" implies a compromise between a design for people with limited mobility and compliance with the German standard DIN 18040, due to the limitations of portable systems.

## SPECIFICATIONS

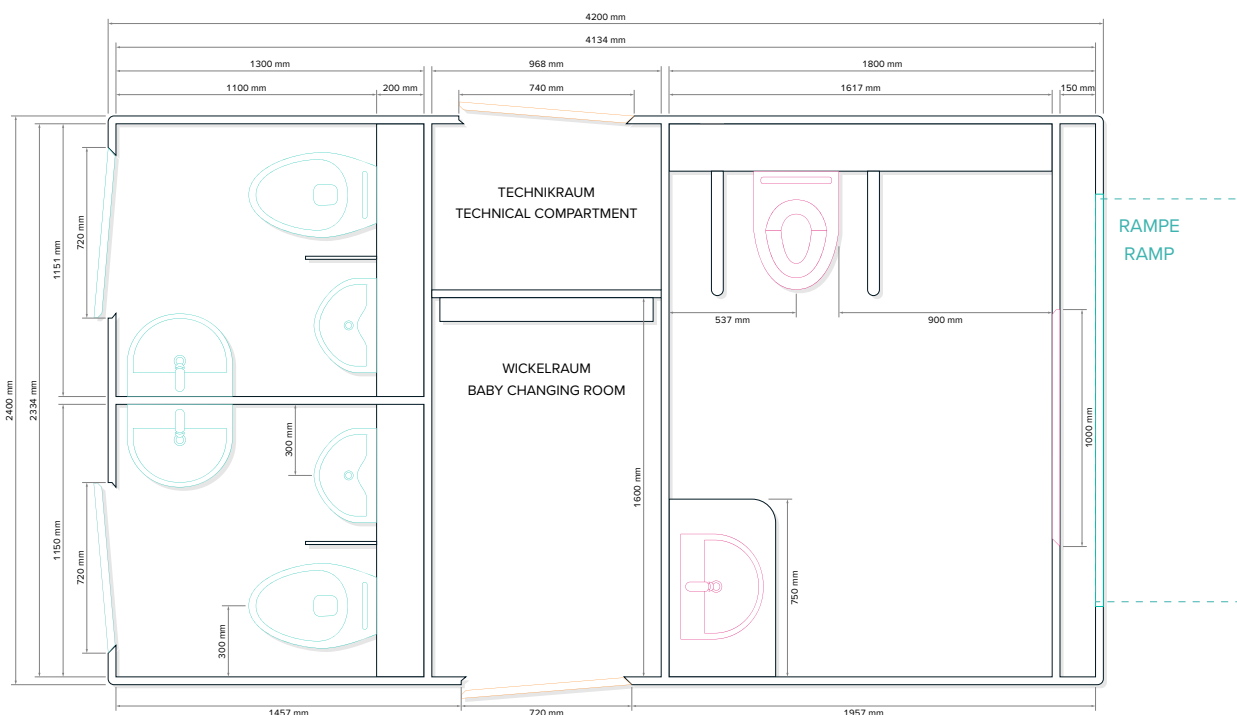
Galvanized steel frame with forklift pockets

GRP sandwich elements in aluminum corner profiles, traffic white RAL 9016

Interior height	2150 mm
Total height	2500 mm
Interior width	2300 mm
Total width	2400 mm
Interior length	4120 mm
Total length	4200 mm
Weight	ca. 1300 kg
Fresh water connection	3/4"
Waste water connection	DN 110
Power connection	230V, 16A
Additional room can be used as a baby changing room	



## LAYOUT STANDARD



Subject to technical changes.  
Pictures may contain optional equipment.

# GM C4200 HANDICAP SHOWER +2

Handicap toilet cabin + 2 toilet cabins ladies/gents, on a steel frame with forklift pockets



The term "handicap" implies a compromise between a design for people with limited mobility and compliance with the German standard DIN 18040, due to the limitations of portable systems.

## SPECIFICATIONS

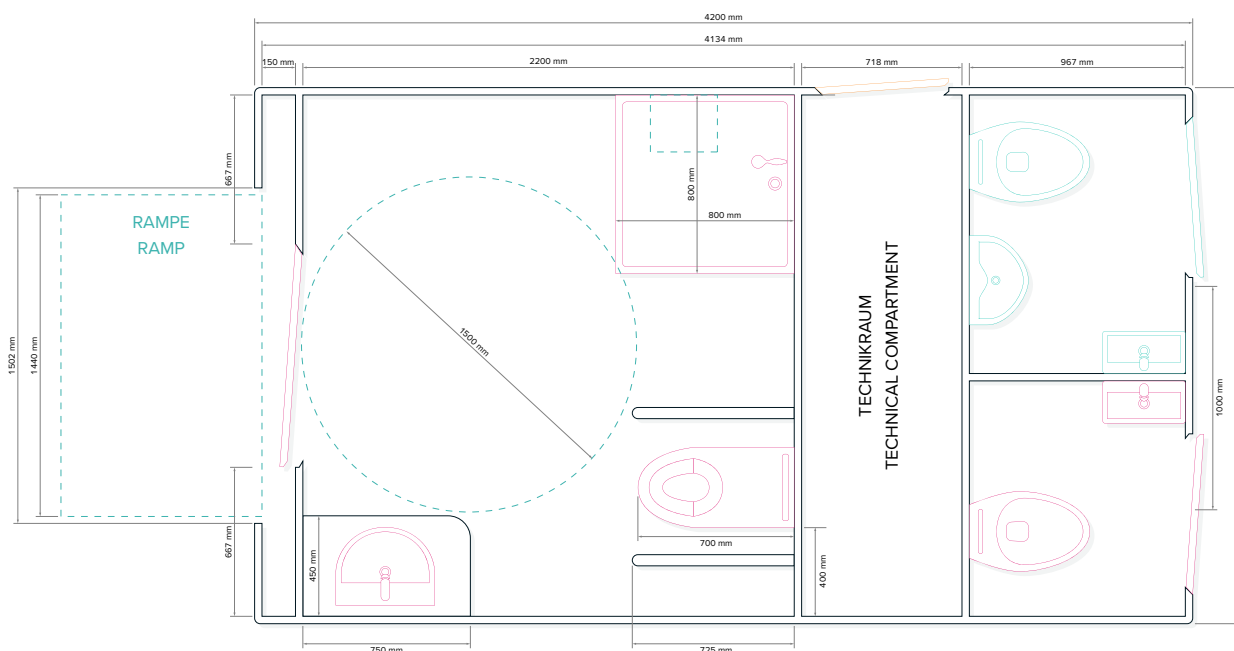
Galvanized steel frame with forklift pockets

GRP sandwich elements in aluminum corner profiles, traffic white RAL 9016

Interior height	2150 mm
Total height	2500 mm
Interior width	2300 mm
Total width	2400 mm
Interior length	4120 mm
Total length	4200 mm
Weight	ca. 1300 kg
Fresh water connection	3/4"
Waste water connection	DN 110
Power connection	230V, 16A



## LAYOUT STANDARD



Subject to technical changes. Pictures may contain optional equipment.

# VACUUM SERVICE UNITS

GLOBAL FLX 1000 PICK-UP

62

GLOBAL FXD

64

GLOBAL FLX 1400 PE

63





# GLOBAL FLX 1000 PICK-UP

Can only be mounted on a pick-up truck carrying a single cab

## SPECIFICATIONS

Total volume	ca. 1000l
Waste water	ca. 600l
Fresh water	ca. 400l
Tank diameter	ca. 1000mm
Length (top)	1475mm
Width (top)	1661mm
Height (top)	1375mm
Length (between wheel arches)	1250mm
Width (between wheel arches)	970mm
Height (between wheel arches)	497mm
Weight	ca. 480kg

Galvanized two-chamber waste water tank with fresh water inner tube

Vacuum pump MEC 1600 P

High-pressure cleaner

The unit stands on a fully galvanized steel frame that can be moved by forklift.



MADE IN  
DÖBELN  
GERMANY

LIGHT  
WEIGHT  
**PE.**

This galvanized steel tank, inside as well as outside, has an inner tube for the fresh water. The compact construction fits on the loading area of a pickup truck (Ranger, Dodge, or similar) with a single cab. There must be a payload of at least 1000 kg.

Further FLX units with larger tanks up to 3400 liters available on request.

## EQUIPMENT

Inside and outside galvanized waste water tank, MEC 1600P vacuum pump, Honda GX 390 engine, swing-mounted machine plate, 9.1m suction hose, lance with ball valve, level indicator for all tanks, lightweight aluminum construction, emergency stop switch

## OPTIONAL EQUIPMENT

High-pressure cleaner with 20-meter hose on a hose reel, position of the machine plate on the front side, suction hose in different lengths, tool box



Subject to technical changes.  
Pictures may contain optional equipment.

# GLOBAL FLX 1400 PE



LIGHT  
WEIGHT  
**PE.**

The easy solution for flexible disposal operations

## SPECIFICATIONS

Total volume	ca. 1400l
Waste water	ca. 1000l
Fresh water (PE-Tank)	ca. 400l
Tank diameter	ca. 1000 mm
Length	1950 mm
Width	1450 mm
Height	1755 mm
Weight	ca. 525 kg

Galvanized single-chamber waste water tank with separate 400l PE fresh water tank

Vacuum pump MEC 1600 P

High-pressure cleaner

The unit stands on a fully galvanized steel frame that can be moved by forklift.



To reduce the weight of the vacuum service unit, we use a fresh water tank made of recyclable plastic and a frame construction made of aluminum. This leads in particular to a reduction in fuel consumption and CO<sub>2</sub> emissions, especially when driving empty. All operating components are at an ergonomic working height.

Further FLX units with larger tanks up to 3400 liters available on request.



## EQUIPMENT

Corrosion-free polyethylene solution tank, inside and outside galvanized waste water tank, MEC 1600P vacuum pump, Honda GX 390 engine, swing-mounted machine plate, 9.1m suction hose, lance with ball valve, level indicator for all tanks, lightweight aluminum construction, emergency stop switch

## OPTIONAL EQUIPMENT

High-pressure cleaner with 20-meter hose on a hose reel, position of the machine plate on the front side, suction hose in various lengths, tool boxes

Subject to technical changes.  
Pictures may contain optional equipment.

# GLOBAL FXD



Fixed superstructures for vacuum service units

- 01 CAN BE MOUNTED ON ANY VEHICLE TYPE**  
subframe can be customized for each vehicle
- 02 UP TO 4 SPACES**  
for portable toilets
- 03 HOUSINGS**  
for winter operation optional
- 04 DRIVEN BY "DONKEY" ENGINE OR TRUCK PTO**



GLOBAL FXD Units are our fixed superstructures for the truck (waste disposal vehicle) of your choice. The pump is driven either by the PTO of the vehicle's hydraulic system or an external motor.

The superstructure offers space for up to four portable toilets and a hot-dip galvanized (or painted) tank for fresh and waste water.

We can offer you several variants and equipment options for the GLOBAL FXD units. We would be happy to advise you in person so that we can supply the desired superstructure for your vehicle.

**These and larger tank units can also be delivered as FLX for self-assembly.**





# TRANSPORT TRAILERS FOR PORTABLE TOILETS

GLOBAL EXPRESS 2	68
GLOBAL EXPRESS 8	69

GLOBAL EXPRESS 12	70
-------------------	----





# GLOBAL EXPRESS 2



Transport trailer with single-axle chassis with tubular drawbar and ball coupling

## SPECIFICATIONS

Number of axles	1
Loading length ca.	2 x 1300 mm
Loading width ca.	1460 mm
Loading height ca.	480 mm
Total length ca.	4285 mm
Total width ca.	2310 mm
Total height (unladen) ca.	1850 mm
Gross vehicle weight	750 kg
Payload	370 kg

Hot-dip galvanized profiled steel frame

Car electrics


13-pole connector

Wheels 195/50 R13

4 support legs with crank handle

Brake shoes

Toilets must be completely secured with cargo straps for transportation.



The GLOBAL Express 2 is the ideal solution for transporting and using two GLOBAL portable toilets of the types FOCUS, MTM or POLAR on site.

It offers convenient access to the cabins via two steps on one side, while the integrated handrail mounting rack ensures increased safety during use.

The robust single-axle chassis with tubular drawbar and ball coupling guarantees easy connection to the towing vehicle and ensures easy maneuverability. The construction is made of a hot-dip galvanized steel profile frame with aluminum panels and promises not only high resistance to weather influences, but also a long service life.

Subject to technical changes.  
Pictures may contain optional equipment.

# GLOBAL EXPRESS 8



Transport trailer with 2-axle chassis, drawbar and overrun coupling

## SPECIFICATIONS

Number of axles	2
Loading length ca.	4800 mm
Loading width ca.	2400 mm
Loading height ca.	680 mm
Total length ca.	6400 mm
Total width ca.	2400 mm
Total height (unladen) ca.	1850 mm
Gross vehicle weight	2700 kg
Payload	1600 kg

Hot-dip galvanized profiled steel frame

Car electrics

13-pole connector

Wheels 195/50 R13

4 support legs with crank handle

Brake shoes

Toilets must be completely secured with cargo straps for transportation.



Our improved transport trailer for 8 portable toilets. The trailer has a lightweight aluminum platform on two axles, which ensures maximum durability and easy maneuverability.

With conveniently placed dividers and tie-down grommets, our trailer guarantees safe transport of the portable toilets, so you don't have to worry during transport.

This transport trailer is suitable for all portable toilets on the market and is ideal for festivals, concerts and all outdoor events.

# GLOBAL EXPRESS 12

Transport trailer with 2-axle chassis, drawbar and overrun coupling

## SPECIFICATIONS

Number of axles	2
Loading length ca.	7100 mm
Loading width ca.	2400 mm
Loading height ca.	680 mm
Total length ca.	8600 mm
Total width ca.	2400 mm
Total height (unladen) ca.	1850 mm
Gross vehicle weight	3500 kg
Payload	2000 kg

Hot-dip galvanized profiled steel frame

Car electrics

13-pole connector

Wheels 195/50 R13

4 support legs with crank handle

Brake shoes

Toilets must be completely secured with cargo straps for transportation.



MADE IN  
DÖBELN  
GERMANY



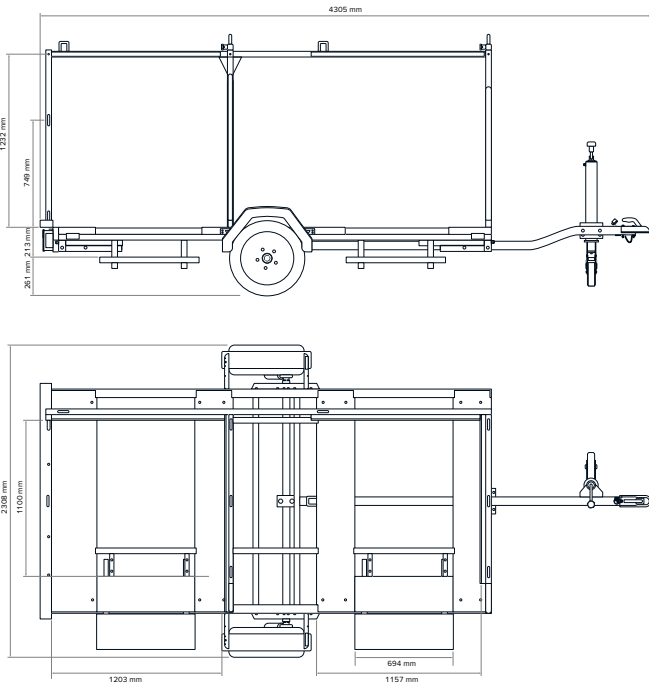
Large transport trailer for 12 portable toilets. The trailer features a lightweight aluminum platform on two axles, which ensures maximum durability and easy maneuverability.

A professional load securing system is provided by the longitudinal center bar, the crossbar at the front, two crossbars after 3 cabins and another after 2 cabins, all with double lashing eyes.

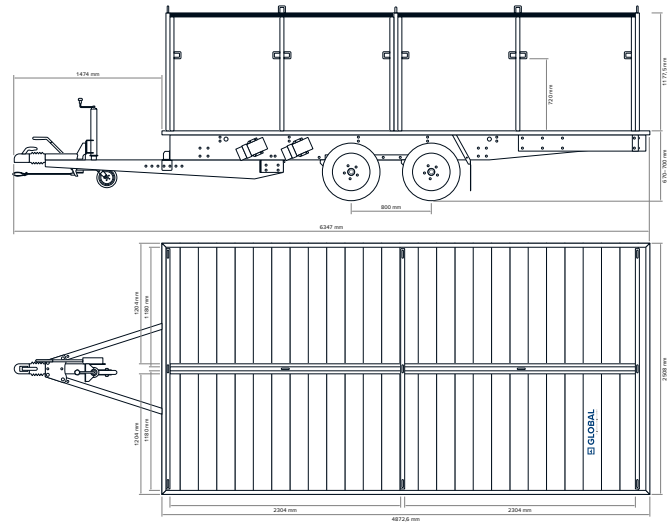
The rear part of the continuous loading area can be used for either two cabins, a handicap cabin (overhang) or other purposes.

This transport trailer is suitable for all portable toilets on the market.

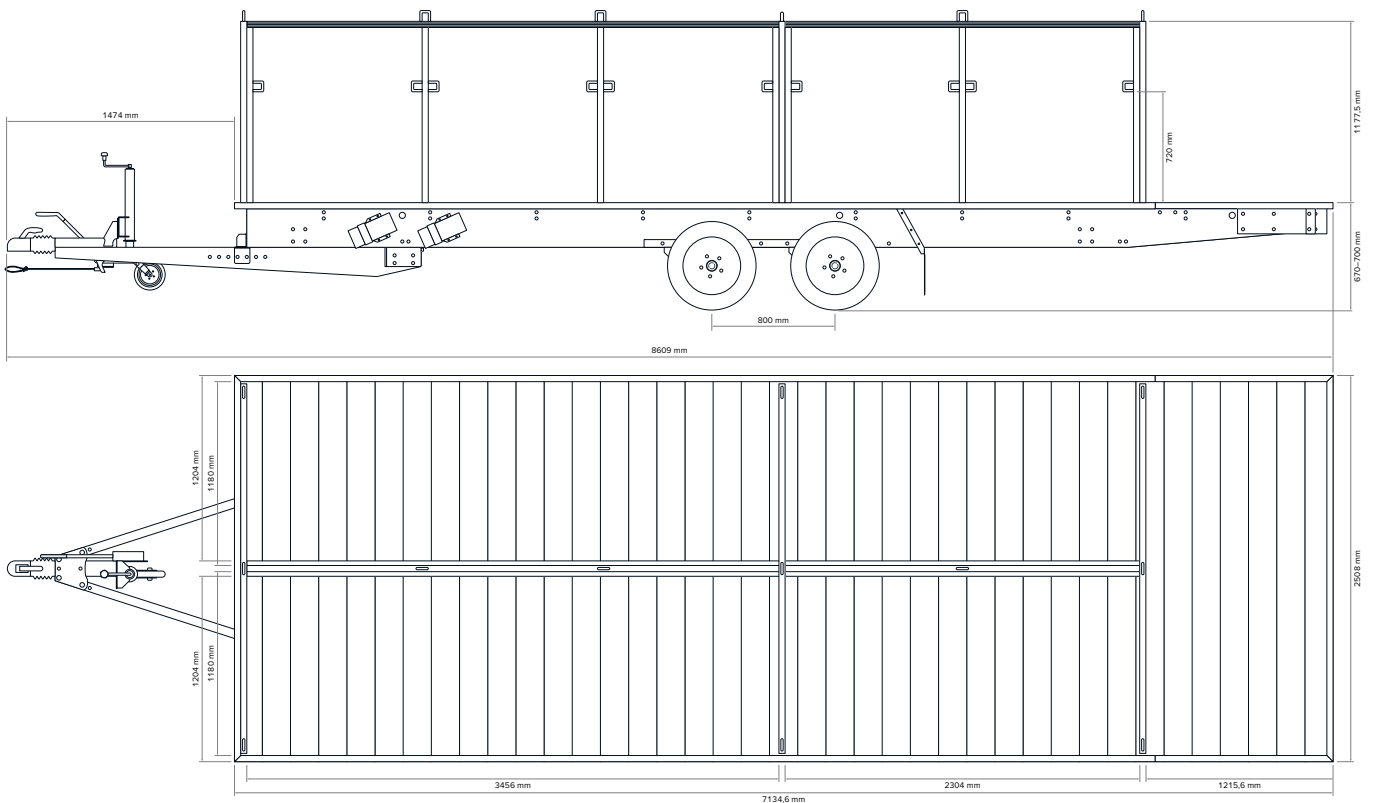
### LAYOUT GLOBAL EXPRESS 2



### LAYOUT GLOBAL EXPRESS 8



### LAYOUT GLOBAL EXPRESS 12



# SPECIAL VEHICLE CONSTRUCTION TAILOR-MADE

In addition to our production of toilet trailers, we also offer special vehicle construction with appropriate project advice. Trailers, modules/containers and vehicles can be individually planned and equipped for many purposes.

You can choose from a variety of platforms, frame constructions and design variants and combine these as required. We will provide you with expert support and advice from the outset to ensure that your order is processed as well as possible in line with your specifications.

We also enjoy taking on unusual projects that are not quite standard. If you have any exciting ideas, please feel free to get in touch.



TRAILER




VEHICLE

PLATFORM	TRAILER	VEHICLE
2400	■	□
2700	□	□
2800	■	□
3200	■	□
4200	■	□
5200	■	□
6200	■	□
7000	■	□
Custom	■	■
FRAME CONSTRUCTION		
Platform or tray chassis	■	□
Roll-off frame	□	□
Module frame (forklift)	□	□
Customized construction	■	■
FINISHING OPTIONS		
Toilet	■	□
Sanitary	■	□
Lounge	■	■
Office	■	□
Sales	■	■
Movie	■	■
Cargo	■	■
Cooling	■	■
Special body	■	■





# GLOBAL SALES TEAM




## TOBIAS ZAHN

Sales Manager Germany & Switzerland

E-mail [t.zahn@glo-bal.de](mailto:t.zahn@glo-bal.de)

Mobile +49 170 7000 758




## MARGOT LÖWE

Inside Sales

E-mail [m.loewe@glo-bal.de](mailto:m.loewe@glo-bal.de)

Phone +49 3431 607 5589




## ANNE-GAËLLE FAVARON

Sales Manager International

E-mail [a.favaron@glo-bal.de](mailto:a.favaron@glo-bal.de)

Mobile +33 686 9020 63




## MARINA BAUER

Inside Sales

E-mail [m.bauer@glo-bal.de](mailto:m.bauer@glo-bal.de)

Phone +49 34903 64243




## ADRIAN TÜMMELE GOMEZ

Sales Manager International

E-mail [a.tummel@glo-bal.de](mailto:a.tummel@glo-bal.de)

Phone +49 151 2450 5730




## KONSTANTIN KRÜGER

Inside Sales

E-mail [k.krueger@glo-bal.de](mailto:k.krueger@glo-bal.de)

Phone +49 34903 64243




## PAWEŁ CHWEDORUK

Export Manager CEE

E-mail [p.chwedoruk@glo-bal.de](mailto:p.chwedoruk@glo-bal.de)

Mobile +49 175 1127 467




## FRANZ FUCHS

Head of Sales

E-mail [f.fuchs@glo-bal.de](mailto:f.fuchs@glo-bal.de)

Mobile +49 151 2253 2219



## NICOLE HECKER-COUNTRYMAN

Sales Manager Deodorizer

E-mail [n.hecker@glo-bal.de](mailto:n.hecker@glo-bal.de)

Mobile +49 151 2586 106




## JORGO MEYHÖFER

CEO

E-mail [info@glo-bal.de](mailto:info@glo-bal.de)

Phone +49 34903 64243



## RONNY SEIDLICH

Sales Manager Austria &  
Head of Inside Sales

E-mail [r.seidlich@glo-bal.de](mailto:r.seidlich@glo-bal.de)

Mobile +49 176 5788 6405

## GLOBAL SALES PARTNERS

### HYRTOALETTEN



Phone +46 31 706 06 07

E-mail [info@hyrtoaletten.se](mailto:info@hyrtoaletten.se)

Web [www.hyrtoaletten.se](http://www.hyrtoaletten.se)

### EUROPEWAGON



Phone +31 183 745 034

E-mail [info@europewagon.nl](mailto:info@europewagon.nl)

Web [europewagon.nl](http://europewagon.nl)

### EKOTORRE DISTRIBUTION



Phone +39 351 99 30 286

E-mail [commerciale@ekotorredistribution.com](mailto:commerciale@ekotorredistribution.com)

Web [www.ekotorredistribution.com](http://www.ekotorredistribution.com)

### PLASTIC SOLUTIONS



Phone +44 0800 334 5742

E-mail [sales@plasticsol.com](mailto:sales@plasticsol.com)

Web [www.plasticsol.com](http://www.plasticsol.com)

### BDT INTERNATIONAL



Phone +1 5149 722 479

E-mail [info@bdtinternational.ca](mailto:info@bdtinternational.ca)

Web [www.bdtinternational.ca](http://www.bdtinternational.ca)

### LAPORTA



Phone +34 900 001 006

E-mail [info@alquilerdemaquinaria.net](mailto:info@alquilerdemaquinaria.net)

Web [alquilerdemaquinaria.net](http://alquilerdemaquinaria.net)





## **GLOBAL FLIEGENSCHMIDT**

GLOBAL Fliegenschmidt GmbH  
Am Wasserturm 2  
06869 Coswig (Anhalt)  
Germany

Phone: +49 34903 64243

E-mail: [sales@glo-bal.de](mailto:sales@glo-bal.de)

Web: [www.glo-bal.de](http://www.glo-bal.de)

GLOBAL Fahrzeugtechnik GmbH  
Zschepplitzer Str. 22  
04720 Döbeln  
Germany

Phone: +49 3431 607 5589

